




TOEPASSINGSLIJST VOOR VRACHTWAGENS & BUSSEN LISTE DES AFFECTATIONS POUR POIDS LOURDS & BUS





TOEPASSINGEN
APPLICATIONS

		SPARE ORIGINAL PART BER 1400/2002/EC		MATCHING QUALITY PART BER 1400/2002/EC		
		EXPERT ENDURANCE	EXPERT	PROFESSIONAL POWER	PROFESSIONAL	i
AGROMOTOR						
Magma Variant		ED1353	EE1403	EF1453	EG1403	Van
ALBION						
CD						
CD 13CL, CD 21AXL	1970 ▶	ED1353	EE1403	EF1453	EG1403	x2
CD 21, CD 65		ED1353	EE1403	EF1453	EG1403	x2
CH						
CH 3		ED1353	EE1403	EF1453	EG1403	x2
CH 5.3ATR					EG1251	x2
CH 7, CH13		ED1353	EE1403	EF1453	EG1403	x2
CH13C, CH15A					EG1101	x2
CH17, CH51, CH53		ED1353	EE1403	EF1453	EG1403	x2
CH21F, CH40, CH55R, CH57TR	1972 ▶				EG1251	x2
CH67, CH71		ED1353	EE1403	EF1453	EG1403	x2
OTHERS						
2CD40, 2CD41	1972 ▶				EG1251	x2
CA81, CA81A	1972 ▶				EG1251	x2
VT19		ED1353	EE1403	EF1453	EG1403	x2
ASTRA						
BM						
201, 304, 304F	2000 ▶ 2005				EG1806	
305 F, 305 FT, 305 M, 305 MT, 305 TE	2000 ▶ 2005				EG1806	
308, 308F, 309F, 309 FT, 309 M, 309MT	2000 ▶ 2005				EG1806	
OTHERS						
HD7, HD7-C	2000 ▶ 2005	ED1803	EE1853		EG1803	
SV 44.30					EG1806	
AUTOSAN						
H6 20.01, H6 50, H6 56		ED1353	EE1403	EF1453	EG1403	x2
H9 20.41		ED1803	EE1853		EG1803	x2
H10 10, H10 10.02, H10 11.11, H10 11.21		ED1803	EE1853		EG1803	x2
A1010M		ED1803	EE1853		EG1803	x2
AUWÄRTER						
302						
302-8, 302-13 Eurostar		ED1353	EE1403	EF1453	EG1403	Bus
800						
811-42, 813-43		ED2303	EE2253	EF2353	EG2103	
NEOPLAN						
Alle modellen Tous les modèles		ED1353	EE1403	EF1453	EG1403	Bus / x2
AVIA						
A 21, A 31, A 60, A 75, A 80, A 21 T, A 31 T					EB950	Van
D 60, D 75, D 90, D 100	2001 ▶				EB950	x2
AWD						
TL						
7-14, 8-14, 40070 4x2 Truck	1988 ▶ 1992				EG1250	
10-14, 12-16, 13-16 4x2 Truck	1989 ▶ 1992				EG1250	
17-18, 17-27 4x2 Truck	1988 ▶ 1992				EG1250	
18-16, 18-18 4x2 Tractor Unit	1989 ▶ 1992				EG1250	
20-16, 20-18 4x2 Tractor Unit	1989 ▶ 1992				EG1250	
21-16, 21-18 4x2 Tractor Unit	1989 ▶ 1992				EG1250	
24-27 6x4 Truck	1991 ▶ 1992				EG1250	
33-27 4x2 Tractor Unit	1991 ▶ 1992				EG1250	
OTHERS						
M1120, MT12-16, MTL33-27					EG1250	
BARKAS						
Alle dieselmodellen Tous les modèles Diesel		ED1353	EE1403	EF1453	EG1403	
BARREIROS						
Alle modellen Tous les modèles					EG1806	x2

							
		EXPERT ENDURANCE	EXPERT	PROFESSIONAL POWER	PROFESSIONAL		
BEDFORD							
BRAVA							
2.3	1988 ▶				EB705	x2	
2.5 Diesel	1990 ▶				EB1005	x2	
CF							
2 Diesel	1984 ▶				EG1101	x2	
2/230, 2/250, 2/280, 2/350 Diesel	1984 ▶ 1987				EG1101	Van	
TJ							
214, 220, 300, 330, 381, 466, 500, 570, 1000	1968 ▶ 1986				EG1101		
TK							
220, 330, 381, 466, 500, 750, 860, 1470, 1500, 1600, 1630	1976 ▶				EG1101	x2	
1000, 1020, 1260					EG1101		
TL							
500, 570, 700, 718, 750, 760					EG1101	x2	
800, 814, 860, 900	1980 ▶ 1986				EG1101		
1000 330, 1000 500 Turbo	1980 ▶ 1987				EG1101		
1020 330, 1020 500 Turbo	1980 ▶ 1987				EG1101		
1150, 1260, 1400, 1470, 1500, 1600, 1630, 1930	1980 ▶				EG1101	x2	
2400, 2440, 2800, 3200	1984 ▶				EG1101	x2	
TM							
4, 4x4	1976 ▶ 1986				EG1100	x2	
500, 500 HD					EG1100	x2	
1500, 1700, 1900, 2500	1975 ▶ 1986				EG1100	x2	
2500 (EMV8)	1975 ▶ 1987				EG1250		
2600 (KMX, KNX, KWX, KXX), 2800	1975 ▶ 1987				EG1250		
32x, 38x	1980 ▶ 1986				EG1100	x2	
3200, 3250, 3650, 3800					EG1250	x2	
4200, 4400					EG1250	x2	
6V71, 6V81, 8V71	1980 ▶ 1986				EG1250	x2	
Y							
YNT, YNT Coach	1980 ▶				EG1100	Bus / x4	
YNV, YNV Venture Coach	1983 ▶				EG1100	Bus / x2	
OTHERS							
D 7.5 T					EB950	x2	
KB, KBD	1981 ▶				EB705	x2	
KM Range					EG1251	x2	
M1120-330 Diesel					EG1250	x2	
MIDI VAN D					EB705	x2	
BOVA							
FUTURA							
FHD 10, FHD 12, FHD 13, FLD 12, FLD 13	2001 ▶	ED2303 - G210	EE2253	EF2353		Bus / Gel / x2	
FHD 14 Magnum, FLD 15 Magnum	2001 ▶	ED2303 - G210	EE2253	EF2353		Bus / Gel / x2	
LEXIO							
LD 123, LD 130	2005 ▶	ED2303 - G210	EE2253	EF2353		Bus / Gel / x2	
MAGIO							
HD 120, HD 122, HD 131 Magnum, HD 139 Magnum	1999 ▶	ED2303 - G210	EE2253	EF2353	EG2103	Bus / Gel / x2	
SYNERGY							
DD 130, DD 138	2004 ▶	ED2303 - G210	EE2253	EF2353		Bus / Gel / x2	
OTHERS							
FHD 10290, FHD 10340, FHD 10370		ED2303 - G210	EE2253	EF2353	EG2103	Bus / Gel / x2	
FHD 12340, FHD 12360, FHD 12380		ED2303 - G210	EE2253	EF2353	EG2103	Bus / Gel / x2	
FHM 12290, FHM 12360		ED2303 - G210	EE2253	EF2353	EG2103	Bus / Gel / x2	
FLD 12300, FLD 12340		ED2303 - G210	EE2253	EF2353	EG2103	Bus / Gel / x2	
FVD 12270		ED2303 - G210	EE2253	EF2353	EG2103	Bus / Gel / x2	
BREMACH							
Brick 35, 50 2.8 TD (4X4)					EB1004	Van	
Extreme 35, 50 2.8 TD (4X4)					EB1004	Van	
GR 35, GR 45					EB950	Van	

		SPARE ORIGINAL PART BER 1400/2002/EC		MATCHING QUALITY PART BER 1400/2002/EC			
		EXPERT ENDURANCE	EXPERT	PROFESSIONAL POWER	PROFESSIONAL	i	
BREMACH (Cont.)							
JOB 35, JOB 50 2.8 TD					EB1004	Van	
Motocarri Alle modellen Tous les modèles					EB1004	Van	
NB 35, NB 45					EB950	Van	
BUESSING							
14-150 (12V), 14-185		ED1803	EE1853		EG1803	Bus	
14-150 (24V)		ED1353	EE1403	EF1453	EG1403	Bus / x2	
AK 14-150		ED1803	EE1853		EG1803	Bus / x2	
BS Bus, Camion		ED1353	EE1403	EF1453	EG1403	Bus / x2	
Commodore, Konsul, Präfekt		ED1803	EE1853		EG1803	Bus	
Supercargo L 14-185		ED1803	EE1853		EG1803	Bus / x2	
COMAI							
RIBOT							
35 2500cc					EB1004	Van	
50 2800cc					EB1004	Van	
COMMER / DODGE / KARRIER							
50 SERIES							
S25, S35, S46C, S56C	1980 ▶				EG1250	x2	
S57C, S66, S75, S75C	1980 ▶				EG1250	x2	
100 SERIES							
Alle modellen Tous les modèles					EG1250		
300 SERIES							
C2464, C38T, C4084	1980 ▶	ED1803	EE1853		EG1803	x2	
K3820, R3820P	1980 ▶	ED1803	EE1853		EG1803	x2	
G							
260					EG1250	x2	
Commando (12V)	1980 ▶				EG1250		
Commando (24V)	1980 ▶				EG1250	x2	
K							
K2413T					EG1101	x2	
LD							
LDA, LDU7					EG1250		
LDV3					EG1100		
S							
35, 46, 56, 66, 75 (4CYL, 6CYL)	1980 ▶				EB705	x2	
DAEWOO							
D75 Avia 3.9l					EB950	x2	
DAF							
45							
FA	1991 ▶ 2000				EG1100	x2	
55							
FA, FAG	1995 ▶ 2000				EG1250	x2	
65							
FA, FAV	1996 ▶ 1998	ED1353	EE1403	EF1453	EG1403	x2	
65 CF							
FA, FAV	1998 ▶ 2000	ED1353 - ED1803	EE1403 - EE1853	EF1453	EG1403	Box / x2	
75							
FA, FAG, FAN, FAT, FAV, FT	1992 ▶ 1998	ED1353 - ED1803	EE1403 - EE1853	EF1453	EG1403	Box / x2	
75 CF							
FA, FAG, FAR, FAT, FT	1998 ▶ 2000	ED1353 - ED1803	EE1403 - EE1853	EF1453	EG1403	Box / x2	
85							
FA, FAD, FAG, FAR, FAS, FAT, FT, FTG, FTT	1992 ▶ 1998	ED1803	EE1853		EG1803	x2	
85 CF							
FA, FAC, FAD, FAG, FAN, FAR, FAS, FAT, FT, FTG, FTT	1998 ▶ 2000	ED1803	EE1853		EG1803	x2	
95							
FA, FAD, FAG, FAK, FAR, FAS, FAT, FT, FTG, FTR, FTS, FTT	1987 ▶ 1998	ED1803 - ED2303	EE1853 - EE2253	EF2353	EG1803	Box / x2	
95 XF							
FA, FAC, FAD, FAR, FAS, FAT, FT, FTG, FTR, FTS, FTT	1997 ▶ 2002	ED1803 - ED2303	EE1853 - EE2253	EF2353	EG1803 - EG2103	Box / x2	

						
		EXPERT ENDURANCE	EXPERT	PROFESSIONAL POWER	PROFESSIONAL	i
DAF (Cont.)						
CF 75						
FA, FAG, FAN, FAR, FAS, FAT, FT	2001 ▶	ED1803	EE1853			x2
CF 85						
FA	2006 ▶	ED1803	EE1853			x2
FAC, FAX	2006 ▶	ED1803	EE1853			x2
FAD	2005 ▶	ED1803	EE1853			x2
FAG, FAN	2001 ▶	ED1803	EE1853			x2
FAR, FAS	2005 ▶	ED1803	EE1853			x2
FAT	2001 ▶	ED1803	EE1853			x2
FT	2005 ▶	ED1803	EE1853			x2
FTG	2001 ▶	ED1803	EE1853			x2
FTR, FTS, FTP	2005 ▶	ED1803	EE1853			x2
FTT	2001 ▶	ED1803	EE1853			x2
F 500						
FA	1977 ▶ 1979				EG1100	x2
F 600						
FA	1986 ▶ 1992				EG1100	x2
F 700						
FA	1975 ▶ 1979				EG1100	x2
F 800						
FA	1987 ▶ 1991				EG1100	x2
F 900						
FA	1975 ▶ 1981				EG1100	x2
F 1000						
FA	1986 ▶ 1992				EG1100	x2
F 1100						
FA	1983 ▶ 1988	ED1353	EE1403	EF1453	EG1403	x2
F 1200						
FA	1969 ▶ 1981	ED1353	EE1403	EF1453	EG1403	x2
F 1300						
FA	1978 ▶ 1988	ED1353	EE1403	EF1453	EG1403	x2
F 1400						
FA	1972 ▶ 1981	ED1353	EE1403	EF1453	EG1403	x2
F 1500						
FA, FT	1978 ▶ 1991	ED1353	EE1403	EF1453	EG1403	x2
F 1600						
FA, FGG, FT	1970 ▶ 1991	ED1353	EE1403	EF1453	EG1403	x2
F 1700						
FA, FAG, FAV	1970 ▶ 1995	ED1353	EE1403	EF1453	EG1403	x2
F 1900						
FA, FAV, FD, FT	1986 ▶ 1993	ED1803	EE1853		EG1803	x2
F 2000						
FA, FAS, FAT, FM, FT	1970 ▶ 1979	ED1803	EE1853		EG1803	x2
F 2100						
FA, FAG, FAS, FT	1978 ▶ 1991	ED1803	EE1853		EG1803	x2
F 2200						
FA, FAD, FAS, FAT, FAZ, FT	1971 ▶ 1980	ED1803	EE1853		EG1803	x2
F 2300						
FA, FAB, FAG; FAS, FAT, FAV, FMB, FMT, FT	1978 ▶ 1993	ED1803	EE1853		EG1803	x2
F 2500						
FA, FAD, FAG, FAS, FAT, FMD, FMT, FT	1982 ▶ 1991	ED1803	EE1853		EG1803	x2
F 2700						
FA, FAB, FAG, FAR, FAT, FMT, FT	1990 ▶ 1993	ED1803	EE1853		EG1803	x2
F 2800						
FA, FAB, FAC, FAD, FAG, FAR, FAS, FAT, FMD, FT, FTS, FTT	1974 ▶ 1991	ED1803	EE1853		EG1803	x2
F 2900						
FA, FAD, FAG, FAR, FAS, FMD, FT	1990 ▶ 1993	ED1803 - ED2303	EE1853 - EE2253	EF2353	EG1803 - EG2103	Box / x2

TOEPASSINGEN APPLICATIONS

		SPARE ORIGINAL PART BER 1400/2002/EC		MATCHING QUALITY PART BER 1400/2002/EC			
		EXPERT ENDURANCE	EXPERT	PROFESSIONAL POWER	PROFESSIONAL		
DAF (Cont.)							
F 3200	FA, FAB, FAD, FAR, FAS, FAT, FMD, FT	1990 ▶ 1993	ED1803 - ED2303	EE1853 - EE2253	EF2353	EG1803 - EG2103	Box / x2
F 3300	FA, FAB, FAC, FAD, FAG, FAR, FAS, FAT, FT, FTG, FTS, FTT	1981 ▶ 1991	ED1803 - ED2303	EE1853 - EE2253	EF2353	EG1803	Box / x2
F 3600	FA, FAC, FAG, FAR, FAS, FT, FTG, FTT	1985 ▶ 1991	ED1803 - ED2303	EE1853 - EE2253	EF2353	EG1803	Box / x2
LF 45	FA	2001 ▶				EG1100	x2
LF 55	FA	2006 ▶				EG1250	x2
	FAN	2006 ▶				EG1250	x2
	FT	2001 ▶				EG1250	x2
N 2800	NAT	1981 ▶ 1991	ED2303	EE2253	EF2353	EG2103	x2
N 3300	NAT	1981 ▶ 1991	ED2303	EE2253	EF2353	EG2103	x2
XF 95	FA	2002 ▶ 2006	ED1803 - ED2303	EE1853 - EE2253	EF2353		Box / x2
	FA, FT, FTG	2002 ▶ 2006	ED1803 - ED2303	EE1853 - EE2253	EF2353		Box / x2
	FT	2002 ▶ 2006	ED1803 - ED2303	EE1853 - EE2253	EF2353		Box / x2
	FTG	2002 ▶ 2006	ED1803 - ED2303	EE1853 - EE2253	EF2353		Box / x2
XF 105	FA	2005 ▶	ED1803 - ED2303	EE1853 - EE2253	EF2353		Box / x2
	FAS, FAR, FAN	2005 ▶	ED1803 - ED2303	EE1853 - EE2253	EF2353		Box / x2
	FT	2005 ▶	ED1803 - ED2303	EE1853 - EE2253	EF2353		Box / x2
DAIHATSU							
	Delta Bus					EB740	Bus
DENNIS							
ELITE	1721 MD, 1721 MS, 1725 MD, 1725 MS 4x2	1994 ▶				EG1100	Bus
	2221 MD, 2221 MS, 2225 MD, 2225 MS 6x2	1994 ▶				EG1100	Bus
	2421 MD, 2421 MS, 2425 MD, 2425 MS 6x2	1994 ▶				EG1100	Bus
	2521 MD, 2525 MD, 2525 MS 6x2	1994 ▶				EG1100	Bus
	2621 MD, 2621 MS, 2625 MD, 2625 MS 6x2, 6x4	1994 ▶				EG1100	Bus
	TI Municipal Vehicle					EG1250	Bus / x2
OTHERS	16-18					EG1250	Bus / x2
	Dart, Dart Midi, Delta Range					EG1100	Bus / x2
	Dominant					EG1250	Bus / x2
	Javelin		ED1803	EE1853		EG1803	Bus / x2
	Maxim					EG1250	Bus / x2
	Mercury, Pax V					EG1250	Bus
	Pax, Paxit					EG1250	Bus / x2
	Trident Double Deck Bus						Bus / x2
DISALCAR							
	IN 60 70 CR 4x4					EB1004	Van
EBRO							
	100/8D					EB950	Van
	L 35, L80.14					EB950	Van
	P170, P 190					EB950	Van
ENASA							
	1061, 1066		ED2303	EE2253	EF2353	EG2103	
EOS COACH							
	Alle modellen Tous les modèles		ED2303 - G210	EE2253	EF2353	EG2103	Bus / Gel / x2
ERF							
E SERIE	E 6.18, E 6.21	1986 ▶ 1993	ED1803	EE1853		EG1803	x2

		SPARE ORIGINAL PART REF. 1400/2002/IC		MATCHING QUALITY PART REF. 1400/2002/IC			
		EXPERT ENDURANCE	EXPERT	PROFESSIONAL POWER	PROFESSIONAL	i	
ERF (Cont.)							
E SERIE							
E 8.21, E 8.24, E8.26, E 8.27	1988 ▶ 1993	ED1803	EE1853		EG1803	x2	
E 10.25, E 10.27, E 10.29, E 10.32	1986 ▶ 1993	ED1803	EE1853		EG1803	x2	
E 12.23, E 12.27, E 12.29, E 12.30, E 12.32, E 12.37, E 12.40	1986 ▶ 1993	ED1803	EE1853		EG1803	x2	
E 14.32, E 14.35, E 14.36, E 14.40, E 14.41, E 14.46	1986 ▶ 1993	ED1803	EE1853		EG1803	x2	
EC SERIE							
EC 6.21, EC 8.24, EC 8.25, EC 8.27, EC 8.28, EC 8.30	1993 ▶	ED1803	EE1853		EG1803	x2	
EC10.30, EC 10.32, EC 10.35	1993 ▶ 1996	ED1803	EE1853		EG1803	x2	
EC11.30, EC 11.34, EC11.38, EC 11.41	1995 ▶	ED1803	EE1853		EG1803	x2	
EC12.33, EC 12.34, EC 12.37, EC 12.38, EC 12.40, EC 12.41	1993 ▶	ED1803	EE1853		EG1803	x2	
EC14.34, EC 14.38, EC 14.41, EC 14.50	1993 ▶ 1996	ED1803	EE1853		EG1803	x2	
ECL							
7.28	2002 ▶	ED1803	EE1853				
ECM							
6.22	2002 ▶	ED1803	EE1853			x2	
7.22, 7.28	2002 ▶	ED1803	EE1853			x2	
ECS							
8.25, 8.28	2000 ▶	ED1803	EE1853		EG1803	x2	
11.30	2000 ▶	ED1803	EE1853		EG1803	x2	
ECT							
10.35, 10.43	2005 ▶	ED1803	EE1853			x2	
11.39, 11.42	2002 ▶	ED1803	EE1853			x2	
12.36	2002 ▶	ED1803	EE1853			x2	
13.46	2002 ▶	ED1803	EE1853			x2	
13.48	2005 ▶	ED1803	EE1853			x2	
32.35	2002 ▶	ED1803	EE1853			x2	
ECX							
11.30, 11.34, 11.38, 11.41, 11.44	2000 ▶	ED1803	EE1853		EG1803	x2	
14.42, 14.47, 14.52	2000 ▶	ED1803	EE1853		EG1803	x2	
ES							
6.18, 6.21 4x2	1989 ▶ 1994	ED1803	EE1853		EG1803	x2	
8.24, 8.27 6x4	1993 ▶ 1996	ED1803	EE1853		EG1803	x2	
8.25, 8.28, 8.30 6x4 Rigid	1998 ▶	ED1803	EE1853		EG1803	x2	
OTHERS							
CP Series					EG1251	x2	
M16	1982 ▶				EB705	x2	
NGC 380, NGC 420							
32G46, 36RZ Trailblazer					EG1251		
FAR							
CM 54, 55, 56 V					EB950		
FAUN							
AK 414 HW		ED2303	EE2253	EF2353	EG2103		
L 1212/45 ZA 6x6, L 1212/45 ZA 6x7		ED2303	EE2253	EF2353	EG2103		
FBW							
Alle modellen Tous les modèles		ED1353	EE1403	EF1453	EG1403	x2	
FIAT							
F							
30 F 8, 32 F 8, 35 F 8, 40 F 8	1978 ▶ 1981				EG1355	Van	
55 F 8	1978 ▶ 1982				EB1004	Van / x2	
60 F 10, 65 F 10, 75 F 10, 79 F 10	1978 ▶ 1982				EB1004	Van / x2	
OTHERS							
70.10, 79.13					EB740	Van	
100 F, 110 NC, 113 NR, 130 NC, 130 NR	1979 ▶ 1982				EG1355	Van / x2	
238	1968 ▶ 1980				EB705	Van	
242					EB950	Van	

		SPARE ORIGINAL PART BSR 1400/2002/EC		MATCHING QUALITY PART BSR 1400/2002/EC			
		EXPERT ENDURANCE	EXPERT	PROFESSIONAL POWER	PROFESSIONAL		
FODEN							
2000							
S 104, S 104R, S 106T, S 108	1984 ▶ 1992				EG1251		
3000							
S 104T3, S 106R3, S 108R3	1988 ▶ 1998				EG1251		
4000							
S 104T4, S 106L, S106 R4, S 106T, S 106TS, S 108, S 108R4	1987 ▶ 1998				EG1251		
OTHERS							
A2 4R, A3 6R, A3 8R Rigid	1998 ▶	ED1803	EE1853		EG1803		x2
A2 4T, A3 4T, A3 6T Tipper	1998 ▶	ED1803	EE1853		EG1803		x2
A3 6M	1998 ▶	ED1803	EE1853		EG1803		x2
Fleetmaster					EG1251		x2
Haulmaster					EG1101		x2
S83					EG1101		x2
Tiltcab Gardner motor					EG110B		x2
Tiltcab Rolls Royce motor					EG1250		x2
FORD							
CARGO							
609	1982 ▶ 1996				EG1101		x2
708, 709, 711, 712, 713	1981 ▶ 1996				EG1101		x2
809, 809K, 811, 812, 813, 815	1981 ▶ 1997				EG1101		x2
915	1982 ▶ 1996				EG1101		x2
1013	1982 ▶ 1994				EG1101		x2
1113, 1115	1982 ▶ 1996				EG1101		x2
1215	1982 ▶ 1996				EG1101		x2
1215, 1217, 1218	1981 ▶ 1992				EG1100 - EG1250		Box / x2
1315, 1317, 1320	1981 ▶ 1992				EG1100 - EG1250		Box / x2
1418	1989 ▶ 1992				EG1100 - EG1250		Box / x2
1514, 1515, 1518, 1520	1981 ▶				EG1100 - EG1250		Box
1617, 1618, 1620, 1624	1981 ▶ 1992				EG1100 - EG1250		Box / x2
1924, 1517	1989 ▶ 1992				EG1100 - EG1250		Box / x2
2420	1981 ▶ 1992				EG1100 - EG1250		Box / x2
3220	1981 ▶ 1992				EG1100 - EG1250		Box / x2
OTHERS							
406 D					EB950		
409, 4028					EG1250		
4427, 4432, 4435 Transcontinental					EG1251		x4
A 508, A 509 Petrol					EG1250		
A 509, A 609 Diesel	1976 ▶ 1983				EG1251		x2
Chassis					EG1705		
D1111, D1210, D1211, D1211, D1311, D1314, D1618	1970 ▶ 1981				EG1251		x2
H					EG1250		x4
NA, NB, NPA					EG1101		
FRANCHIN							
Delivery 115 B					EG1402		x2
Porter 70 Turbo					EB950		x2
FREIGHT ROVER							
Sherpa 185, 300					EG110B		
FREISA							
Multicar 25					EB740		
FTF							
Alle modellen Tous les modèles		ED2303	EE2253	EF2353	EG2103		
GAZ							
Alle modellen Tous les modèles		ED1353	EE1403	EF1453	EG1403		
GINAF							
X							
X2219 L, X2223		ED1803	EE1853		EG1803		x2
X3232 S, X3335 S		ED1803	EE1853		EG1803		x2

		SPARE ORIGINAL PART REF. 1400/2002/IC		MATCHING QUALITY PART REF. 1400/2002/IC			
		EXPERT ENDURANCE	EXPERT	PROFESSIONAL POWER	PROFESSIONAL		
GINAF (Cont.)							
X							
X4241 S, X4446 TS		ED1803	EE1853		EG1803	x2	
X5250, X5350 TS, X5450, X5450 S		ED1803	EE1853		EG1803	x2	
OTHERS							
C 2120N, C 2121N		ED1803	EE1853		EG1803	x2	
F 160, F 535		ED1803	EE1853		EG1803	x2	
G 3229, G 5450		ED1803	EE1853		EG1803	x2	
KFS 10, KFS 12, KFS 13, KFS 14, KFS 16		ED1803	EE1853		EG1803	x2	
GMC							
7000		ED2303	EE2253	EF2353	EG2103	Van	
GUY							
Big J (12V)					EG1251		
Big J (24V), T 43 Landtrain					EG1251	x2	
HANOMAG HENSCHEL							
F							
F 20, F 25, F 30, F 35, F 36 Diesel					EB740	Van	
F 45, F 88		ED1803	EE1853		EG1803		
F130, F141		ED1353	EE1403	EF1453	EG1403		
F151, F161, F163, F191, F193		ED1353	EE1403	EF1453	EG1403	x2	
F201, F203, F221, F223, F261, F263		ED1353	EE1403	EF1453	EG1403	x2	
F320, F321		ED1353	EE1403	EF1453	EG1403	x2	
F420, F421, F500		ED1353	EE1403	EF1453	EG1403	x2	
OTHERS							
Garant, Kurier, Markant		ED1803	EE1853		EG1803	x2	
H 151, H 191		ED1353	EE1403	EF1453	EG1403	x2	
HS 12, HS 14, HS 15, HS 16, HS 19, HS 22 (192, 210 HP)		ED1353	EE1403	EF1453	EG1403	x2	
Lapk, Lapk 2632, S 1632		ED1353	EE1403	EF1453	EG1403	x2	
S 14, S 15, S16, S 19		ED1353	EE1403	EF1453	EG1403		
HANOMAG RHEINSTAHL							
A 28		ED1803	EE1853		EG1803		
HINO							
FB							
143 SA, 1WG	1986 ▶ 1994				EG1102	x2	
1W					EG1008	x2	
FF							
4H MSA, 4H PSA	1994 ▶				EG1406	x2	
FF 175 SA, FF 177 SA, FF 195, FF 197	1984 ▶ 1996				EG1406	x2	
KM							
KM 410,45	1982 ▶				EG1355	x2	
All Other Types					EG1101	x2	
OTHERS							
70, 77	1988 ▶				EG1355	x2	
FD 174 SA, FD 176 SA, Econo Diesel					EG1406	x2	
FH 222, FH 224	1986 ▶ 1989	ED1803	EE1853		EG1803	x2	
FS, FY		ED1353	EE1403	EF1453	EG1403	x2	
GD					EB705	x2	
HE		ED1353	EE1403	EF1453	EG1403	x2	
KB, KY		ED1803	EE1853		EG1803	x2	
KL 440	1985 ▶				EG1355	x2	
LB 620,66	1982 ▶				EG1355	x2	
RJ172, , RJ172 Bus, RR172		ED1803	EE1853		EG1803	x2	
SH 283 KA	1993 ▶ 1994				EG1705	x2	
ZM		ED2303	EE2253	EF2353	EG2103	x2	
IFA							
Multicar M24, M25		ED1353	EE1403	EF1453	EG1403	Van	
W50		ED1353	EE1403	EF1453	EG1403		

		SPARE ORIGINAL PART BSR 1400/2002/EC		MATCHING QUALITY PART BSR 1400/2002/EC			
		EXPERT ENDURANCE	EXPERT	PROFESSIONAL POWER	PROFESSIONAL	i	
IKARUS							
280, 297.07, 398.20		ED2303 - G210	EE2253	EF2353	EG2103	Bus / Gel / x2	
405		ED1803	EE1853		EG1803	Bus / x2	
417		ED2303 - G210	EE2253	EF2353	EG2103	Bus / Gel / x2	
INBUS							
Alle modellen Tous les modèles		ED2303 - G210	EE2253	EF2353	EG2103	Bus / Gel / x2	
IRISBUS							
ACCESS BUS 127							
GX 127 L	2006 ▶	ED2303 - G210	EE2253	EF2353		Bus / Gel / x2	
ARWAY							
12M, 12.8M	2006 ▶	ED2303 - G210	EE2253	EF2353		Bus / Gel / x2	
AXER							
12m, 12.8m	2005 ▶ 2007	ED2303 - G210	EE2253	EF2353		Bus / Gel / x2	
All Other Types	2002 ▶	ED1803	EE1853			Bus / x2	
CITELIS							
12 LINE	2005 ▶	ED2303 - G210	EE2253	EF2353		Bus / Gel / x2	
18 CNG	2005 ▶	ED2303 - G210	EE2253	EF2353		Bus / Gel / x2	
CROSSWAY							
10.6m, 12m, 12.8m	2006 ▶	ED2303 - G210	EE2253	EF2353		Bus / Gel / x2	
DAILY TOURYS							
16 19	2006 ▶				EG1100	Bus / x2	
DOMINO							
2001	2003 ▶	ED2303 - G210	EE2253	EF2353		Bus / Gel / x2	
HD, HDH	2006 ▶	ED2303 - G210	EE2253	EF2353		Bus / Gel / x2	
EVADYS							
H 12m, H12.8m, HD 12m	2003 ▶	ED2303 - G210	EE2253	EF2353		Bus / Gel / x2	
ILIADE							
Alle modellen Tous les modèles		▶ 2007	ED1803	EE1853		EG1803	Bus / x2
RECREO							
12m, 12.8m	2003 ▶ 2007	ED1803 - ED2303	EE1853 - EE2253	EF2353		Box / Bus / x2	
OTHERS							
Ares, Tracer	▶ 1999	ED1803	EE1853		EG1803	Bus / x2	
FR1	1987 ▶	ED2303 - G210	EE2253	EF2353		Bus / Gel / x2	
ISUZU							
N SERIES							
NKR 69S, NPR 69M, NPR 69L	1998 ▶ 2001				EB705	Van / x2	
NKR 85EA, NPR 85G, NPR 85L, NPR 85P	2006 ▶				EB705	Van / x2	
NKR 77, NPR 77					EB705	Van	
NQR 70	1998 ▶				EB705	Van / x2	
NQR 75L, NQR 75P, NQR 75T	2006 ▶				EB705	Van / x2	
NRP 575	▶ 1990				EB705	Van	
IVECO							
DAILY I							
Alle modellen Tous les modèles		1978 ▶			EB950	Van	
DAILY II							
Alle modellen Tous les modèles		1990 ▶			EB950	Van	
DAILY III							
Alle modellen Tous les modèles		2000 ▶			EB950	Van	
DAILY IV							
9 62kW / 85ch (8140.63)	2006 ▶				EB950	Van	
9 Turbo 66kW / 90ch (8140.43)	2006 ▶				EB950	Van	
10 Turbo HPi 2.3L 70kW / 96ch (F1A)	2006 ▶				EG1102	Van	
11 Turbo 77kW / 105ch (8140.43C)	2006 ▶				EB950	Van	
12 Turbo HPi 2.3L 85kW / 116ch (F1A)	2006 ▶				EG1102	Van	
13 Turbo 92kW / 125ch (8140.43)	2006 ▶				EB950	Van	
14 Turbo HPi 3.0L 100kW / 136ch (F1CE0481B)	2006 ▶				EG1102	Van	
14 Turbo HPT 2.3L 100kW / 136ch (F1A)	2006 ▶				EG1102	Van	
15 Turbo 107kW / 146ch (8140.43N)	2006 ▶				EB950	Van	





REF. 1400/2002/IC

SPARE ORIGINAL PART

REF. 1400/2002/IE

QUALITY MATCHING PART

EXPERT ENDURANCE

EXPERT

PROFESSIONAL POWER

PROFESSIONAL

i

IVECO (Cont.)

DAILY IV						
17 Turbo HPT 3.0L 122kW / 166ch (F1CE0481B)	2006 ▶				EG1102	Van
29 9, 35 9, 40 9	2006 ▶				EB950	Van
29 9, 35 9, 40 9 Turbo	2006 ▶				EB950	Van
29 11, 35 11, 40 11, 45 11, 49 11, 50 11 Turbo	2006 ▶				EB950	Van
29 12, 35 12 Turbo HPI 2.3L (F1A)	2006 ▶				EG1102	Van
29 13, 35 13, 40 13, 45 13, 49 13, 50 13, 59 13 Turbo	2006 ▶				EB950	Van
29 14, 35 14 Turbo HPI 2.3L (F1A)	2006 ▶				EG1102	Van
35 14, 50 14, 65 14 Turbo HPI 3.0L (F1CE0481B)	2006 ▶				EG1102	Van
35 15, 40 15, 50 15, 60 15, 65 15 Turbo	2006 ▶				EB950	Van
35 17, 50 17, 65 17 Turbo HPI 3.0L (F1CE0481B)	2006 ▶				EG1102	Van
City Camion Chassis	2006 ▶				EG1102	Van
City Camion Fourgon	2006 ▶				EB950	Van
F1A	2006 ▶				EG1102	Van
DAILY V						
10 HPI 2.3L 71kW / 96ch (F1AE0481FA)					EG1102	Van
12 HPI 2.3L 85kw / 116ch (F1AE0481GA)					EG1102	Van
14 CNG 3.0L 103kW / 140ch (F1CE0481CNG)					EG1102	Van
14 HPT 2.3L 100kW / 136ch (F1AE0481HA)					EG1102	Van
15 HPI 3.0L 107kW / 146ch (F1CE0481FA)					EG1102	Van
18 HPT 3.0L 130kW / 176ch (F1CE0481HA)					EG1102	Van
29 L10, 35C10, 35S10 (F1AE0481FA)					EG1102	Van
29 L12, 35C12, 35S12 (F1AE0481GA)					EG1102	Van
29 L14, 35S14 (F1AE0481HA)					EG1102	Van
35 C14, 50C14, 65C14 CNG (F1CE0481CNG)					EG1102	Van
35 C15, 50C15 (F1CE0481FA)					EG1102	Van
35 C18, 40C18, 45C18 (F1CE0481HA)					EG1102	Van
40 C10 (F1AE0481FA)					EG1102	Van
40 C12 (F1AE0481GA)					EG1102	Van
50 C18, 60C18, 65C18 (F1CE0481HA)					EG1102	Van
60 C15, 65C15 (F1CE0481FA)					EG1102	Van
EURO CARGO						
60 E10, 65 E10 (8040.25B)	1991 ▶ 1996				EB950	x2
60 E12, 65 E12, 75 E12 (8040.25X)	1991 ▶ 1996				EB950	x2
60 E14, 65 E14 (8040.45)	1991 ▶ 1996				EB950	x2
75 E14, 80 E14 (8040.45)	1991 ▶ 2000	ED1353	EE1403	EF1453	EG1403	x2
75 E15, 80 E15, 95 E15, 100 E15 (8060.25R)	1991 ▶ 2000	ED1353	EE1403	EF1453	EG1403	x2
75 E18, 80 E18, 90 E18, 100 E18, 120 E18 Tector 6		ED1803	EE1853		EG1803	x2
80 E18, 100 E18, 120 E18, 130 E18 (8060.25V)	1991 ▶	ED1353	EE1403	EF1453	EG1403	x2
80 E21, 90 E21, 100 E21, 120 E21, 180 E21 Tector 6		ED1803	EE1853		EG1803	x2
80 E21, 95 E21, 100 E21, 180 E21 (8060.45.4100)	1991 ▶	ED1353	EE1403	EF1453	EG1403	x2
120 E15, 130 E15, 150 E15 (8060.25R)	1992 ▶	ED1353	EE1403	EF1453	EG1403	x2
120 E23, 130 E23 , 150 E23 (8060.45.6090)	1992 ▶	ED1353	EE1403	EF1453	EG1403	x2
120 E24, 130 E24, 140 E24, 150 E24, 180 E24 Tector 6		ED1803	EE1853		EG1803	x2
120 E28, 130 E28, 150 E28, 180 E28, 320 E28 Tector 6		ED1803	EE1853		EG1803	x2
130 E18, 140 E18, 150 E18 Tector 6		ED1803	EE1853		EG1803	x2
135 E18, 150 E18 (8060.25V TC)	1993 ▶ 1996	ED1353	EE1403	EF1453	EG1403	x2
135 E23, 170 E23 (8060.45S TCA)	1993 ▶ 1996	ED1353	EE1403	EF1453	EG1403	x2
150 E27 (8360.46.417 TCA)	1992 ▶	ED1353	EE1403	EF1453	EG1403	x2
170 E18 (8060.25V TC)	1994 ▶	ED1353	EE1403	EF1453	EG1403	x2
180 E18 (8060.25)		ED1353	EE1403	EF1453	EG1403	x2
180 E23, 260 E23 T, 280 E23 T (8060.45S)		ED1353	EE1403	EF1453	EG1403	x2
180 E27 (8360.45)		ED1353	EE1403	EF1453	EG1403	x2
260 E27 T, 320 E27 T (8360.46.417)		ED1353	EE1403	EF1453	EG1403	x2
Euro 2					EB950	x2
EURO CARGO II						
60 E14, 65 E14, 75 E14 Tector 4	2006 ▶				EG1100	x2

TOEPASSINGEN APPLICATIONS

		SPARE ORIGINAL PART SER 1400/2002/EC		MATCHING QUALITY PART SER 1400/2002/EC			
		EXPERT ENDURANCE	EXPERT	PROFESSIONAL POWER	PROFESSIONAL		
IVECO (Cont.)							
EURO CARGO II							
60 E16, 65 E16, 75 E16 Tector 4	2006 ▶				EG1100	x2	
75 E19, 80 E19, 100 E19, 120 E19 Tector 6	2006 ▶	ED1803	EE1853				
80 E18, 90 E18, 100 E18, 110 E18, 120 E18 Tector 4	2006 ▶				EG1100	x2	
80 E18, 90 E18, 100 E18, 120 E18, 130 E18 Tector 6	2000 ▶	ED1803	EE1853		EG1803	x2	
80 E21, 90 E21, 100 E21, 110 E21, 120 E21, 130 E21 Tector 6	2000 ▶	ED1803	EE1853		EG1803	x2	
80 E22, 90 E22, 100 E22, 110 E22 Tector 6	2006 ▶	ED1803	EE1853			x2	
90 E25, 120 E25, 130 E25, 150 E25, 180 E25 Tector 6	2006 ▶	ED1803	EE1853			x2	
100 E17, 110 EL17 Tector 4 Options	2000 ▶				EG1100	x2	
120 E22, 130 E22 Tector 6		ED1803	EE1853		EG1803	x2	
120 E24, 130 E24, 150 E24, 180 E24 Tector 6		ED1803	EE1853		EG1803	x2	
120 E28, 130 E28, 150 E28, 180 E28 Tector 6		ED1803	EE1853		EG1803	x2	
120 E30, 130 E30, 150 E30, 180 E30 Tector 6	2006 ▶	ED1803	EE1853			x2	
130 E28, 180 E28 Tector 6	2006 ▶	ED1803	EE1853			x2	
150 E21, 180 E21 Tector 6		ED1803	EE1853		EG1803	x2	
150 E22 Tector 6	2006 ▶	ED1803	EE1853			x2	
Tector 4 Euro 3	2000 ▶				EG1100	x2	
Tector 4 Euro 4/5					EG1100	x2	
EUROSTAR							
180 Cursor	1993 ▶ 2002	ED1803	EE1853		EG1803	x2	
190, 190 Cursor, 190 Cursor 13	1993 ▶ 2002	ED1803	EE1853		EG1803	x2	
240, 240 Cursor, 240 Cursor 13	1993 ▶ 2002	ED1803	EE1853		EG1803	x2	
260, 260 Cursor, 260 Cursor 13	1993 ▶ 2002	ED1803	EE1853		EG1803	x2	
400, 400 Cursor, 400 Cursor 13	1993 ▶ 2002	ED1803	EE1853		EG1803	x2	
440, 440 Cursor	1993 ▶ 2002	ED1803	EE1853		EG1803	x2	
EUROTECH							
175	1992 ▶ 1998	ED1803	EE1853		EG1803	x2	
180, MH 180 Cursor	1992 ▶ 1998	ED1803	EE1853		EG1803	x2	
190, MH 190 Cursor, MP 190 Cursor	1992 ▶ 1998	ED1803	EE1853		EG1803	x2	
240, MP 240 Cursor	1992 ▶ 1998	ED1803	EE1853		EG1803	x2	
260, MP 260 Cursor	1992 ▶ 1998	ED1803	EE1853		EG1803	x2	
400, MP 400 Cursor	1992 ▶ 1998	ED1803	EE1853		EG1803	x2	
440, MP 440 Cursor	1992 ▶ 1998	ED1803	EE1853		EG1803	x2	
EUROTRAKKER							
180 E	1993 ▶ 2004	ED1803	EE1853		EG1803	x2	
190 E, 190 E Cursor	1993 ▶ 2004	ED1803	EE1853		EG1803	x2	
260 E, 260 E Cursor	1993 ▶ 2004	ED1803	EE1853		EG1803	x2	
340 E, 340 E Cursor	1993 ▶ 2004	ED1803	EE1853		EG1803	x2	
380 E, 380 E Cursor	1993 ▶ 2004	ED1803	EE1853		EG1803	x2	
400 E	1993 ▶ 2004	ED1803	EE1853		EG1803	x2	
410 E, 410 E Cursor	1993 ▶ 2004	ED1803	EE1853		EG1803	x2	
440 E, 440 E Cursor	1993 ▶ 2004	ED1803	EE1853		EG1803	x2	
720 E, 720 E Cursor	1993 ▶ 2004	ED1803	EE1853		EG1803	x2	
GAMMA							
S con Optional		ED1353	EE1403	EF1453	EG1403		
M							
M115 17, M135 17	1983 ▶ 1985	ED1803	EE1853		EG1803	x2	
M145 17, M159 17, M175 17	1982 ▶ 1986	ED1803	EE1853		EG1803	x2	
M165 24, M175 24	1982 ▶ 1986	ED1803	EE1853		EG1803	x2	
MK							
MK75 9	1983 ▶ 1989				EB950	x2	
MK80 9, MK80 13, MK80 16, MK90 13	1983 ▶ 1991				EG1355	x2	
MK110 13, MK110 16, MK130 13, MK 130 16	1983 ▶ 1991				EG1705	x2	
NC							
130, 160	1973 ▶ 1984	ED1353	EE1403	EF1453	EG1403		
159 17, 159 20	1976 ▶ 1986	ED1353	EE1403	EF1453	EG1403		



IVECO (Cont.)						
NR						
110NT, NT13, PC	1976 ▶ 1986	ED1353	EE1403	EF1453	EG1403	
NT						
160	1976 ▶ 1986	ED1353	EE1403	EF1453	EG1403	
P/PA						
120 13, 1201 16	1979 ▶ 1993	ED1803	EE1853		EG1803	x2
150 16, 159 17	1979 ▶ 1993	ED1803	EE1853		EG1803	x2
160 17, 160 23, 160 30	1984 ▶ 1993	ED1803	EE1853		EG1803	x2
170 23, 170 25, 170 34	1989 ▶ 1993	ED1803	EE1853		EG1803	x2
180 24	1991 ▶ 1993	ED1803	EE1853		EG1803	x2
190 25, 190 30, 190 32	1983 ▶ 1990	ED1803	EE1853		EG1803	x2
260 25, 260 30, 260 32, 260 34	1983 ▶ 1990	ED1803	EE1853		EG1803	x2
300 30	1987 ▶ 1989	ED1803	EE1853		EG1803	x2
330 30, 330 36	1988 ▶ 1992	ED1803	EE1853		EG1803	x2
340 34	1989 ▶ 1992	ED1803	EE1853		EG1803	x2
STRALIS EURO 3						
AD/AT 190S27, 260S27 Cursor 8	2002 ▶	ED1803	EE1853			x2
AD/AT 190S31, 260S31, 440S31 Cursor 8	2002 ▶	ED1803	EE1853			x2
AD/AT 190S35, 260S35, 440S35 Cursor 8	2002 ▶	ED1803	EE1853			x2
AD/AT 190S40, 260S40, 440S40 Cursor 10	2002 ▶	ED2303	EE2253	EF2353		x2
AD/AT 190S43, 260S43, 440S43 Cursor 10	2002 ▶	ED2303	EE2253	EF2353		x2
AD/AT 270 7.8L 6 cyl. (F2BE 0681E) Cursor 8	2002 ▶	ED1353	EE1403	EF1453		x2
AD/AT 270 7.8L 6 cyl. Cursor 8	2002 ▶	ED1803	EE1853			x2
AD/AT 310 7.8L 6 cyl. (F2BE 0681B) Cursor 8	2002 ▶	ED1353 - ED1803	EE1403 - EE1853	EF1453		Box / x2
AD/AT 310 7.8L 6 cyl. Cursor 8	2002 ▶	ED1353 - ED1803	EE1403 - EE1853	EF1453		Box / x2
AD/AT 350 7.8L 6 cyl. (F2BE 0681A) Cursor 8	2002 ▶	ED1353 - ED1803	EE1403 - EE1853	EF1453		Box / x2
AD/AT 350 7.8L 6 cyl. Cursor 8	2002 ▶	ED1353 - ED1803	EE1403 - EE1853	EF1453		Box / x2
AD/AT 400 Cursor 10	2002 ▶	ED1803	EE1853			x2
AD/AT 430 Cursor 10	2002 ▶	ED1803	EE1853			x2
AD/AT Cursor 8	2002 ▶	ED1353	EE1403	EF1453		x2
AD/AT Cursor 10	2002 ▶	ED2303	EE2253	EF2353		x2
AS 190S40, 260S40, 440S40 Cursor 10	2002 ▶	ED2303	EE2253	EF2353		x2
AS 190S43, 260S43, 440S43 Cursor 10	2002 ▶	ED2303	EE2253	EF2353		x2
AS 190S48, 260S48, 440S48 Cursor 13	2002 ▶	ED2303	EE2253	EF2353		x2
AS 260S54, 440S54 Cursor 13	2002 ▶	ED2303	EE2253	EF2353		x2
AS 400 Cursor 10	2002 ▶	ED1803	EE1853			x2
AS 430 Cursor 10	2002 ▶	ED1803	EE1853			x2
AS 480 Cursor 13	2002 ▶	ED1803	EE1853			x2
AS 540 Cursor 13	2002 ▶	ED1803	EE1853			x2
STRALIS EURO 4 & 5						
AD/AT 190S33, 260S33, 440S33 Cursor 8	2002 ▶	ED1803	EE1853			x2
AD/AT 190S36, 260S36, 440S36 Cursor 8	2002 ▶	ED1803	EE1853			x2
AD/AT 190S42, 260S42, 440S42 Cursor 10	2002 ▶	ED2303	EE2253	EF2353		x2
AD/AT 190S45, 260S45, 440S45 Cursor 10	2002 ▶	ED2303	EE2253	EF2353		x2
AD/AT 330 7.8L Cursor 8	2002 ▶	ED1353 - ED1803	EE1403 - EE1853	EF1453		Box / x2
AD/AT 360 7.8L Cursor 8	2002 ▶	ED1353 - ED1803	EE1403 - EE1853	EF1453		Box / x2
AD/AT 420 10.3L Cursor 10	2002 ▶	ED2303	EE2253	EF2353		x2
AD/AT 450 10.3L Cursor 10	2002 ▶	ED2303	EE2253	EF2353		x2
AS 190S42, 260S42, 440S42 Cursor 10	2002 ▶	ED2303	EE2253	EF2353		x2
AS 190S45, 260S45, 440S45 Cursor 10	2002 ▶	ED2303	EE2253	EF2353		x2
AS 190S50, 260S50, 440S50 Cursor 13	2002 ▶	ED2303	EE2253	EF2353		x2
AS 260S56, 440S56 Cursor 13	2002 ▶	ED2303	EE2253	EF2353		x2
AS 420 10.3L Cursor 10	2002 ▶	ED2303	EE2253	EF2353		x2
AS 450 10.3L Cursor 10	2002 ▶	ED2303	EE2253	EF2353		x2
AS 500 12.9L Cursor 13	2002 ▶	ED2303	EE2253	EF2353		x2
AS 560 12.9L Cursor 13	2002 ▶	ED2303	EE2253	EF2353		x2
ES 190S48, 260S48, 440S48 Cursor 13	2002 ▶	ED2303	EE2253	EF2353		x2







**EXPERT
ENDURANCE**

EXPERT



**PROFESSIONAL
POWER**

PROFESSIONAL



IVECO (Cont.)						
STRALIS EURO 4 & 5						
ES 190S50, 260S50, 440S50 Cursor 13	2002 ▶	ED2303	EE2253	EF2353		x2
ES 260S54, 440S54 Cursor 13	2002 ▶	ED2303	EE2253	EF2353		x2
ES 260S56, 440S56 Cursor 13	2002 ▶	ED2303	EE2253	EF2353		x2
ES 480 Cursor 13	2002 ▶	ED2303	EE2253	EF2353		x2
ES 500 Cursor 13	2002 ▶	ED2303	EE2253	EF2353		x2
ES 540 Cursor 13	2002 ▶	ED2303	EE2253	EF2353		x2
ES 560 Cursor 13	2002 ▶	ED2303	EE2253	EF2353		x2
TRAKKER						
310 Cursor 8	2004 ▶	ED1803	EE1853			x2
330 Cursor 8	2004 ▶	ED1803	EE1853			x2
360 Cursor 8	2004 ▶	ED1803	EE1853			x2
410 Cursor 13	2004 ▶	ED1803	EE1853			x2
450 Cursor 13	2004 ▶	ED1803	EE1853			x2
500 Cursor 13	2004 ▶	ED1803	EE1853			x2
Light 260, 340 T	2004 ▶	ED1803	EE1853			x2
Off Road 270, 310, 350 7.8L Cursor 8	2004 ▶	ED1803	EE1853			x2
Off Road 380, 440, 480 12.9L Cursor 13	2004 ▶	ED1803	EE1853			x2
TURBO STAR						
190 33, 190 38, 190 42, 190 48	1984 ▶ 1991	ED1803	EE1853		EG1803	x2
240 36, 240 48, 260 36, 260 38, 260 48	1984 ▶ 1991	ED1803	EE1853		EG1803	x2
TURBO TECH						
190 24, 190 26, 190 32, 190 36	1984 ▶ 1991	ED1803	EE1853		EG1803	x2
220 32, 220 36, 240 26, 240 32, 260 32	1984 ▶ 1991	ED1803	EE1853		EG1803	x2
ZETA						
50, 60, 65, 79, 95, 109	1979 ▶ 1991				EB950	x2
A 60, A 70	1979 ▶ 1992				EB950	x2
JELCZ						
Alle modellen Tous les modèles		ED1803	EE1853		EG1803	x2
JONCKHEERE						
12V		ED2303 - G210	EE2253	EF2353	EG2103	Bus / Gel
24V		ED1803	EE1853		EG1803	Bus / x2
KAMAZ						
Alle modellen Tous les modèles		ED1803	EE1853		EG1803	x2
KAROSA						
C 732, C 734, C 736, C 741, C 744		ED1803	EE1853		EG1803	Bus / x2
S 706 RTO		ED1803	EE1853		EG1803	Bus / x2
SL 11		ED1803	EE1853		EG1803	Bus / x2
KHD						
M 110 D 7 FK, M 160 D 16					EG1008	
M 170 D 10 AL, M 180 R 12		ED1353	EE1403	EF1453	EG1403	
M 200 SH 110 U		ED2303	EE2253	EF2353	EG2103	
M 230 L117, M 230 L120, M 230 R120, M 230 TL120, M 230 TR120		ED1353	EE1403	EF1453	EG1403	
KRAZ						
Alle modellen Tous les modèles		ED1803	EE1853		EG1803	x2
LEYLAND						
BISON						
Bison 2					EG1251	x2
Bison BN					EG1101	x2
BUFFALO						
Buffalo 2					EG1251	x2
Buffalo BU					EG1101	x2
OTHERS						
45.120, 50.160, 60.180, 60.210	1990 ▶				EG1102	x2
70.230, 80.330, 95.310, 95.350, 95.380, 95.400	1989 ▶				EG1250	x2
Bear, Chieftain, Clydesdale					EG1101	
Constructor T45, Constructor T100, Cruiser T45					EG1250	x2

		SPARE ORIGINAL PART REF. 1400/2002/IC		MATCHING QUALITY PART REF. 1400/2002/IC			
		EXPERT ENDURANCE	EXPERT	PROFESSIONAL POWER	PROFESSIONAL		
LEYLAND (Cont.)							
OTHERS							
Eland					EG1101	x2	
EV Van Diesel					EG1250		
FG, FM (2.2 & 2.5L)					EG1100		
FG, FM (3.8, 4.8, & 5.1L)					EG1250		
Freighter L300 (24V), T203 (24V)					EG1102	x2	
Lynx					EG1101	x2	
Marathon					EG1251	x2	
Road Runner T211	1984 ▶ 1987				EG1102	x2	
Roadtrain	1980 ▶ 1990				EG1250	x2	
T43 Landtrain, T68 Landmaster					EG1250		
LIAZ SKODA							
100, 110, 150		ED1803	EE1853		EG1803	x2	
230, 250		ED1803	EE1853		EG1803	x2	
400 XENA		ED1803	EE1853		EG1803	x2	
S 706 R		ED1803	EE1853		EG1803	x2	
S MT, S MTS		ED1803	EE1853		EG1803	x2	
LUBLIN							
Alle modellen Tous les modèles					EG1102		
MAGIRUS DEUTZ							
D							
160 D, 170 D, 192 D, 230 D	1971 ▶ 1979				EG1355	x2	
310 D, 330 D	1971 ▶ 1981	ED1353	EE1403	EF1453	EG1403	x2	
M							
130 M, 160 M, 192 M, 256M, 290 M	1980 ▶ 1982	ED1803	EE1853		EG1803	x2	
OTHERS							
E113		ED1353	EE1403	EF1453	EG1403	Bus / x2	
M2000		ED1803	EE1853		EG1803	Bus / x2	
R 80, R81, L81	1980 ▶ 1981				EB950	Bus / x2	
R106		ED1803	EE1853		EG1803	Bus / x2	
SH105, SH106, SH110, SH120, SH170		ED2303 - G210	EE2253	EF2353		Bus / Gel / x2	
L100, R100, TL100, TR100, L117, L120, R120, TL120, TR120					EG1705	Bus / x2	
MAN							
EL							
EL 202, EL 222, EL 262	1993 ▶ 1997	ED2303	EE2253	EF2353	EG2103	x2	
EM							
EM 192, EM 222, EM 223	1993 ▶ 1997	ED1803	EE1853		EG1803	x2	
F 90							
19.242, 19.262, 19.272, 19.292, 19.322, 19.332	1988 ▶ 1989	ED1353 - ED1803	EE1403 - EE1853	EF1453	EG1403	Box / x2	
19.342, 19.362, 19.372, 19.402, 19.422, 19.462, 19.502	1990 ▶ 1996	ED1353 - ED1803	EE1403 - EE1853	EF1453	EG1403	Box / x2	
24.242, 24.262, 24.272, 24.292, 24.302, 24.322, 24.332	1986 ▶ 1990	ED1803	EE1853		EG1803	x2	
24.342, 24.362, 24.372, 24.402, 24.422, 24.462, 24.502	1994 ▶ 1995	ED1803	EE1853		EG1803	x2	
25.272, 25.302, 25.322, 25.372, 25.422, 25.502	1990 ▶ 1993	ED1803	EE1853		EG1803	x2	
26.242, 26.262, 26.272, 26.292, 26.302, 26.322, 26.332	1988 ▶ 1995	ED1803	EE1853		EG1803	x2	
26.342, 26.362, 26.372, 26.402, 26.422, 26.462, 26.502	1990 ▶ 1996	ED1803	EE1853		EG1803	x2	
32.262, 32.272, 32.292, 32.302, 32.322	1990 ▶ 1996	ED1803	EE1853		EG1803	x2	
32.332, 32.342, 32.362, 32.372, 32.402, 32.422	1990 ▶ 1996	ED1803	EE1853		EG1803	x2	
33.242, 33.262, 33.272, 33.292, 33.322, 33.332	1991 ▶ 1996	ED1803	EE1853		EG1803	x2	
33.342, 33.362, 33.372, 33.402, 33.422, 33.462, 33.502	1991 ▶ 1996	ED1803	EE1853		EG1803	x2	
35.262, 35.272, 35.292, 35.302, 35.322	1990 ▶ 1997	ED1803	EE1853		EG1803	x2	
35.332, 35.342, 35.362, 35.372, 35.402, 35.422	1990 ▶ 1997	ED1803	EE1853		EG1803	x2	
40.372, 40.402, 40.422, 40.462, 40.502	1991 ▶ 1996	ED1803	EE1853		EG1803	x2	
41.262, 41.272, 41.292, 41.322, 41.332	1988 ▶ 1996	ED1803	EE1853		EG1803	x2	
41.342, 41.362, 41.372, 41.402, 41.422	1988 ▶ 1996	ED1803	EE1853		EG1803	x2	
48.292, 48.332, 48.362, 48.462	1989 ▶ 1990	ED1803	EE1853		EG1803	x2	
F 90 UNTERFLUR							
19.332, 19.362, 19.372, 19.422	1986 ▶ 1994	ED1353	EE1403	EF1453	EG1403	x2	







**EXPERT
ENDURANCE**

EXPERT



**PROFESSIONAL
POWER**

PROFESSIONAL




MAN (Cont.)						
F 90 UNTERFLUR						
24.332, 24.362, 24.372, 24.422	1986 ▶ 1990	ED1353	EE1403	EF1453	EG1403	x2
25.322, 25.372, 25.422	1990 ▶ 1992	ED1353	EE1403	EF1453	EG1403	x2
26.322, 26.372, 26.422	1990 ▶ 1994	ED1353	EE1403	EF1453	EG1403	x2
F 2000						
19.233, 19.273, 19.293, 19.314, 19.323, 19.343, 19.364, 19.373	1994 ▶	ED1803	EE1853		EG1803	x2
19.403, 19.414, 19.423, 19.463, 19.464, 19.603	1994 ▶	ED1803	EE1853		EG1803	x2
23.293, 23.343, 23.403, 23.463	1994 ▶	ED1803	EE1853		EG1803	x2
24.273, 24.293, 24.323, 24.343, 24.373, 24.403, 24.423, 24.463	1994 ▶	ED1803	EE1853		EG1803	x2
26.233, 26.273, 26.293, 26.323, 26.343, 26.373, 26.403, 26.423, 26.463, 26.603	1994 ▶	ED1803	EE1853		EG1803	x2
27.273, 27.293, 27.323, 27.343, 27.373, 27.403, 27.423, 27.463, 27.603	1994 ▶	ED1803	EE1853		EG1803	x2
32.293, 32.343, 32.403, 32.463	1995 ▶	ED1803	EE1853		EG1803	x2
33.323, 33.343, 33.373, 33.403, 33.423, 33.463, 33.603	1994 ▶	ED1803	EE1853		EG1803	x2
35.343, 35.403, 35.463	1995 ▶	ED1803	EE1853		EG1803	x2
41.343, 41.403, 41.463	1995 ▶	ED1803	EE1853		EG1803	x2
G						
6.90, 8.90, 8.136, 9.136, 10.136	1979 ▶ 1988	ED1353	EE1403	EF1453	EG1403	x2
G 90						
6.100, 8.100, 8.150, 8.170, 9.150, 9.170, 10.150	1987 ▶ 1993	ED1353	EE1403	EF1453	EG1403	x2
L 2000						
8.103	1993 ▶ 1996	ED1353	EE1403	EF1453	EG1403	x2
8.113, 8.145	2002 ▶	ED1353	EE1403	EF1453		x2
8.150, 8.153, 8.163	1995 ▶ 1997	ED1353	EE1403	EF1453	EG1403	x2
8.185	2002 ▶	ED1353	EE1403	EF1453		x2
8.220, 8.223, 8.224	1995 ▶	ED1353	EE1403	EF1453	EG1403	x2
8.225	2002 ▶	ED1353	EE1403	EF1453		x2
9.145	2002 ▶	ED1353	EE1403	EF1453		x2
9.153, 9.163	1993 ▶ 1996	ED1353	EE1403	EF1453	EG1403	x2
9.185	2002 ▶	ED1353	EE1403	EF1453		x2
9.223, 9.224	1993 ▶ 1996	ED1353	EE1403	EF1453	EG1403	x2
9.225	2002 ▶	ED1353	EE1403	EF1453		x2
10.145	2002 ▶	ED1353	EE1403	EF1453		x2
10.150, 10.153, 10.163	1994 ▶ 1996	ED1353	EE1403	EF1453	EG1403	x2
10.185	2002 ▶	ED1353	EE1403	EF1453		x2
10.220, 10.223, 10.224	1995 ▶	ED1353	EE1403	EF1453	EG1403	x2
10.225	2002 ▶	ED1353	EE1403	EF1453		x2
12.185, 12.225	1999 ▶	ED1353	EE1403	EF1453	EG1403	x2
LION'S COACH						
FRH 352, FRH 402, RH 353, RH 403	1995 ▶	ED2303 - G210	EE2253	EF2353	EG2103	Bus / Gel / x2
RH 403	1998 ▶	ED2303 - G210	EE2253	EF2353	EG2103	Bus / Gel / x2
RH 413, RH 463, RHC 464	2000 ▶	ED2303 - G210	EE2253	EF2353	EG2103	Bus / Gel / x2
RHC 414	2002 ▶	ED2303 - G210	EE2253	EF2353		Bus / Gel / x2
LION'S COMFORT						
RN 313, RN 353	1996 ▶	ED2303 - G210	EE2253	EF2353	EG2103	Bus / Gel / x2
LION'S STAR						
FRH 352, FRH 402, RH 353, RH 403	1995 ▶	ED2303 - G210	EE2253	EF2353	EG2103	Bus / Gel / x2
FRH 422	1993 ▶ 1996	ED2303 - G210	EE2253	EF2353	EG2103	Bus / Gel / x2
RH 414, RHS 414, RH 464, RHS 464	2000 ▶	ED2303 - G210	EE2253	EF2353	EG2103	Bus / Gel / x2
M 2000 L						
12.163, 12.224	1995 ▶	ED1353 - ED1803	EE1403 - EE1853	EF1453	EG1403	Box / x2
14.163, 14.224	1995 ▶	ED1353 - ED1803	EE1403 - EE1853	EF1453	EG1403	Box / x2
14.225, 14.255	2002 ▶	ED1353 - ED1803	EE1403 - EE1853	EF1453		Box / x2
14.264, 14.284	1995 ▶	ED1353 - ED1803	EE1403 - EE1853	EF1453	EG1403	Box / x2
14.285	2002 ▶	ED1353 - ED1803	EE1403 - EE1853	EF1453		Box / x2
15.163, 15.224, 15.225, 15.255, 15.264, 15.284, 15.285	1995 ▶	ED1353 - ED1803	EE1403 - EE1853	EF1453	EG1403	Box / x2
18.224, 18.255, 18.264, 18.284, 18.285	1995 ▶	ED1353 - ED1803	EE1403 - EE1853	EF1453	EG1403	Box / x2

		SPARE ORIGINAL PART REF. 1400/2002/IC		MATCHING QUALITY PART REF. 1400/2002/IC			
		EXPERT ENDURANCE	EXPERT	PROFESSIONAL POWER	PROFESSIONAL	i	
MAN (Cont.)							
M 2000 M							
14.224, 14.264, 14.284, 14.285	1995 ▶ 2005	ED1353 - ED1803	EE1403 - EE1853	EF1453	EG1403	Box / x2	
18.224, 18.264, 18.284	1995 ▶ 2005	ED1353 - ED1803	EE1403 - EE1853	EF1453	EG1403	Box / x2	
25.224, 25.264	1995 ▶ 2005	ED1353 - ED1803	EE1403 - EE1853	EF1453	EG1403	Box / x2	
M 90							
12.152, 12.192, 12.222, 12.232, 12.262, 12.272	1988 ▶ 1996	ED1353 - ED1803	EE1403 - EE1853	EF1453	EG1403	Box / x2	
14.152, 14.162, 14.192, 14.222, 14.232, 14.262, 14.272	1988 ▶ 1996	ED1353 - ED1803	EE1403 - EE1853	EF1453	EG1403	Box / x2	
17.192, 17.222, 17.232, 17.272	1988 ▶ 1996	ED1353 - ED1803	EE1403 - EE1853	EF1453	EG1403	Box / x2	
18.192, 18.222, 18.232, 18.262, 18.272	1990 ▶ 1996	ED1353 - ED1803	EE1403 - EE1853	EF1453	EG1403	Box / x2	
24.192, 24.222, 24.232, 24.262, 24.272	1989 ▶ 1996	ED1353 - ED1803	EE1403 - EE1853	EF1453	EG1403	Box / x2	
NG							
Alle modellen Tous les modèles	1997 ▶ 1998	ED1803	EE1853		EG1803	Bus / x2	
NL							
Alle modellen Tous les modèles	1998 ▶	ED1803	EE1853		EG1803	Bus / x2	
NM							
NM 182, NM 192, NM 222, NM 223	1990 ▶ 1997	ED1803	EE1853		EG1803	Bus / x2	
All Other Types	1990 ▶ 1993				EG1355	Bus / x2	
NÜ							
NU 263, NU 313, NU 313 15M, NU 353 15M	1996 ▶	ED1803	EE1853		EG1803	Bus / x2	
R							
R 292, FR 292, FRH 292, FRH 362	1985 ▶ 1993	ED2303 - G210	EE2253	EF2353	EG2103	Bus / Gel / x2	
SD							
SD 200	1975 ▶ 1986	ED1803	EE1853		EG1803	Bus / x2	
SD 202	1985 ▶ 1994	ED1803	EE1853		EG1803	Bus / x2	
SG							
SG 220, SG 240 H, SG 240 HU, SG 242, SG 242 H	1976 ▶ 1994	ED1803	EE1853		EG1803	Bus / x2	
SG 292, SG 292 H, SG 312, SG 322	1985 ▶ 1994	ED1803	EE1853		EG1803	Bus / x2	
SL							
200	1980 ▶ 1987	ED1803	EE1853		EG1803	Bus / x2	
SL II							
202	1984 ▶ 1994	ED1803	EE1853		EG1803	Bus / x2	
SM							
152, 182, SM 192	1987 ▶ 1995	ED1803	EE1853		EG1803	Bus / x2	
SR							
240, 280, SR 280 H, 321 H	1975 ▶ 1986	ED1803	EE1853		EG1803	Bus / x2	
SÜ							
240, 242, 263, 272	1975 ▶ 1993	ED1803	EE1853		EG1803	Bus / x2	
283, 292	2003 ▶	ED1803	EE1853			Bus / x2	
313, 322	1993 ▶ 1995	ED1803	EE1853		EG1803	Bus / x2	
TGA							
18.310	2002 ▶	ED1803	EE1853			x2	
18.310, 18.320, 18.350, 18.360	2004 ▶	ED1803	EE1853			x2	
18.360	2002 ▶	ED1803	EE1853			x2	
18.390, 18.400	2004 ▶	ED1803	EE1853			x2	
18.410	2000 ▶	ED1803	EE1853		EG1803	x2	
18.430, 18.440	2004 ▶	ED1803	EE1853			x2	
18.460	2000 ▶	ED1803	EE1853		EG1803	x2	
18.480	2002 ▶	ED1803	EE1853			x2	
18.510	2000 ▶	ED1803	EE1853		EG1803	x2	
18.530	2002 ▶	ED1803	EE1853			x2	
19.360	2004 ▶	ED1803	EE1853			x2	
19.410, 19.460, 19.480	2004 ▶	ED1803	EE1853			x2	
24.350, 24.360	2004 ▶	ED1803 - ED2303	EE1853 - EE2253	EF2353		Box / x2	
24.360	2001 ▶	ED1803 - ED2303	EE1853 - EE2253	EF2353		Box / x2	
24.390, 24.400	2004 ▶	ED1803 - ED2303	EE1853 - EE2253	EF2353		Box / x2	
24.410	2001 ▶	ED1803 - ED2303	EE1853 - EE2253	EF2353		Box / x2	
24.430, 24.440	2004 ▶	ED1803 - ED2303	EE1853 - EE2253	EF2353		Box / x2	











EXPERT
ENDURANCE

EXPERT

PROFESSIONAL
POWER

PROFESSIONAL

MAN (Cont.)						
TGA						
24.460	2001 ▶	ED1803 - ED2303	EE1853 - EE2253	EF2353		Box / x2
24.480	2006 ▶	ED1803 - ED2303	EE1853 - EE2253	EF2353		Box / x2
24.510, 24.530	2001 ▶	ED1803 - ED2303	EE1853 - EE2253	EF2353		Box / x2
24.540	2006 ▶	ED1803 - ED2303	EE1853 - EE2253	EF2353		Box / x2
26.280	2002 ▶	ED1803 - ED2303	EE1853 - EE2253	EF2353		Box / x2
26.310	2001 ▶	ED1803 - ED2303	EE1853 - EE2253	EF2353		Box / x2
26.310, 26.320	2004 ▶	ED1803 - ED2303	EE1853 - EE2253	EF2353		Box / x2
26.330	2002 ▶	ED1803 - ED2303	EE1853 - EE2253	EF2353		Box / x2
26.350	2005 ▶	ED1803 - ED2303	EE1853 - EE2253	EF2353		Box / x2
26.350, 26.360	2004 ▶	ED1803 - ED2303	EE1853 - EE2253	EF2353		Box / x2
26.360	2002 ▶	ED1803 - ED2303	EE1853 - EE2253	EF2353		Box / x2
26.390, 26.400	2004 ▶	ED1803 - ED2303	EE1853 - EE2253	EF2353		Box / x2
26.410	2000 ▶	ED1803 - ED2303	EE1853 - EE2253	EF2353	EG1803	Box / x2
26.430, 26.440	2004 ▶	ED1803 - ED2303	EE1853 - EE2253	EF2353		Box / x2
26.460	2001 ▶	ED1803 - ED2303	EE1853 - EE2253	EF2353		Box / x2
26.480	2006 ▶	ED1803 - ED2303	EE1853 - EE2253	EF2353		Box / x2
26.510, 26.530	2001 ▶	ED1803 - ED2303	EE1853 - EE2253	EF2353		Box / x2
28.310, 28.360	2002 ▶	ED1803 - ED2303	EE1853 - EE2253	EF2353		Box / x2
28.410, 28.460, 28.480	2002 ▶	ED1803 - ED2303	EE1853 - EE2253	EF2353		Box / x2
28.510, 28.530	2002 ▶	ED1803 - ED2303	EE1853 - EE2253	EF2353		Box / x2
32.310	2002 ▶	ED1803 - ED2303	EE1853 - EE2253	EF2353		Box / x2
32.350, 32.360	2004 ▶	ED1803 - ED2303	EE1853 - EE2253	EF2353		Box / x2
32.360	2002 ▶	ED1803 - ED2303	EE1853 - EE2253	EF2353		Box / x2
32.390, 32.400	2004 ▶	ED1803 - ED2303	EE1853 - EE2253	EF2353		Box / x2
32.410	2002 ▶	ED1803 - ED2303	EE1853 - EE2253	EF2353		Box / x2
32.430, 32.440	2004 ▶	ED1803 - ED2303	EE1853 - EE2253	EF2353		Box / x2
32.460, 32.460 FFDC, 32.460 FFDC, 32.480	2002 ▶	ED1803 - ED2303	EE1853 - EE2253	EF2353		Box / x2
33.350, 33.360	2004 ▶	ED1803 - ED2303	EE1853 - EE2253	EF2353		Box / x2
33.360	2002 ▶	ED1803 - ED2303	EE1853 - EE2253	EF2353		Box / x2
33.390, 33.400	2005 ▶	ED1803 - ED2303	EE1853 - EE2253	EF2353		Box / x2
33.410	2002 ▶	ED1803 - ED2303	EE1853 - EE2253	EF2353		Box / x2
33.430, 33.440	2004 ▶	ED1803 - ED2303	EE1853 - EE2253	EF2353		Box / x2
33.460, 33.480	2002 ▶	ED1803 - ED2303	EE1853 - EE2253	EF2353		Box / x2
33.510, 33.530	2002 ▶	ED1803 - ED2303	EE1853 - EE2253	EF2353		Box / x2
35.310	2003 ▶	ED1803 - ED2303	EE1853 - EE2253	EF2353		Box / x2
35.310, 35.320, 35.350, 35.360	2004 ▶	ED1803 - ED2303	EE1853 - EE2253	EF2353		Box / x2
35.360	2003 ▶	ED1803 - ED2303	EE1853 - EE2253	EF2353		Box / x2
35.390, 35.400	2004 ▶	ED1803 - ED2303	EE1853 - EE2253	EF2353		Box / x2
35.410	2003 ▶	ED1803 - ED2303	EE1853 - EE2253	EF2353		Box / x2
35.430, 35.440	2004 ▶	ED1803 - ED2303	EE1853 - EE2253	EF2353		Box / x2
35.460, 35.480	2003 ▶	ED1803 - ED2303	EE1853 - EE2253	EF2353		Box / x2
35.530	2004 ▶	ED1803 - ED2303	EE1853 - EE2253	EF2353		Box / x2
37.310, 37.320, 37.350, 37.360, 37.390	2004 ▶	ED1803 - ED2303	EE1853 - EE2253	EF2353		Box / x2
37.400, 37.430, 37.440	2004 ▶	ED1803 - ED2303	EE1853 - EE2253	EF2353		Box / x2
37.480	2006 ▶	ED1803 - ED2303	EE1853 - EE2253	EF2353		Box / x2
40.390, 40.400	2005 ▶	ED1803 - ED2303	EE1853 - EE2253	EF2353		Box / x2
40.410	2004 ▶	ED1803 - ED2303	EE1853 - EE2253	EF2353		Box / x2
40.430	2005 ▶	ED1803 - ED2303	EE1853 - EE2253	EF2353		Box / x2
40.460, 40.480	2004 ▶	ED1803 - ED2303	EE1853 - EE2253	EF2353		Box / x2
41.350, 41.360	2004 ▶	ED1803 - ED2303	EE1853 - EE2253	EF2353		Box / x2
41.360, 41.360 FFDC	2003 ▶	ED1803 - ED2303	EE1853 - EE2253	EF2353		Box / x2
41.390, 41.400	2004 ▶	ED1803 - ED2303	EE1853 - EE2253	EF2353		Box / x2
41.410	2003 ▶	ED1803 - ED2303	EE1853 - EE2253	EF2353		Box / x2
41.430, 41.440	2004 ▶	ED1803 - ED2303	EE1853 - EE2253	EF2353		Box / x2
41.460	2003 ▶	ED1803 - ED2303	EE1853 - EE2253	EF2353		Box / x2
41.480	2006 ▶	ED1803 - ED2303	EE1853 - EE2253	EF2353		Box / x2



EXPERT ENDURANCE
EXPERT
PROFESSIONAL POWER
PROFESSIONAL

MAN (Cont.)

TGA						
41.530	2002 ▶	ED1803 - ED2303	EE1853 - EE2253	EF2353		Box / x2
41.660	2002 ▶	ED1803 - ED2303	EE1853 - EE2253	EF2353		Box / x2
TGL						
7.150, 7.180	2005 ▶	ED1353	EE1403	EF1453		x2
8.150	2005 ▶	ED1353	EE1403	EF1453		x2
8.180, 8.210, 8.240	2005 ▶	ED1353	EE1403	EF1453		x2
10.180, 10.210, 10.240	2005 ▶	ED1353	EE1403	EF1453		x2
12.180, 12.210, 12.240	2005 ▶	ED1353	EE1403	EF1453		x2
TGM						
12.240, 12.280	2005 ▶	ED1353 - ED1803	EE1403 - EE1853	EF1453		Box / x2
13.240, 13.280	2006 ▶	ED1353 - ED1803	EE1403 - EE1853	EF1453		Box / x2
15.240, 15.280	2005 ▶	ED1353 - ED1803	EE1403 - EE1853	EF1453		Box / x2
18.240, 18.280, 18.330	2005 ▶	ED1353 - ED1803	EE1403 - EE1853	EF1453		Box / x2
26.280, 26.330	2006 ▶	ED1353 - ED1803	EE1403 - EE1853	EF1453		Box / x2
TGS						
18.320, 18.360	2007 ▶	ED1803	EE1853			x2
18.400, 18.440, 18.480	2007 ▶	ED1803	EE1853			x2
18.540	2007 ▶	ED1803	EE1853			x2
24.320, 24.360	2007 ▶	ED1803 - ED2303	EE1853 - EE2253	EF2353		Box / x2
24.400, 24.440, 24.480	2007 ▶	ED1803 - ED2303	EE1853 - EE2253	EF2353		Box / x2
24.540	2007 ▶	ED1803 - ED2303	EE1853 - EE2253	EF2353		Box / x2
TGX						
18.360	2007 ▶	ED1803	EE1853			x2
18.400, 18.440, 18.480	2007 ▶	ED1803	EE1853			x2
18.540	2007 ▶	ED1803	EE1853			x2
18.680	2007 ▶	ED1803	EE1853			x2
24.360	2007 ▶	ED1803 - ED2303	EE1853 - EE2253	EF2353		Box / x2
24.400, 24.440, 24.480	2007 ▶	ED1803 - ED2303	EE1853 - EE2253	EF2353		Box / x2
24.540	2007 ▶	ED1803 - ED2303	EE1853 - EE2253	EF2353		Box / x2
26.320, 26.360	2007 ▶	ED1803 - ED2303	EE1853 - EE2253	EF2353		Box / x2
26.400, 26.440, 26.480	2007 ▶	ED1803 - ED2303	EE1853 - EE2253	EF2353		Box / x2
26.540	2007 ▶	ED1803 - ED2303	EE1853 - EE2253	EF2353		Box / x2
28.360	2007 ▶	ED1803 - ED2303	EE1853 - EE2253	EF2353		Box / x2
28.400, 28.440, 28.480	2007 ▶	ED1803 - ED2303	EE1853 - EE2253	EF2353		Box / x2
28.540	2007 ▶	ED1803 - ED2303	EE1853 - EE2253	EF2353		Box / x2
32.360	2007 ▶	ED1803 - ED2303	EE1853 - EE2253	EF2353		Box / x2
33.400, 33.440, 36.480	2007 ▶	ED1803 - ED2303	EE1853 - EE2253	EF2353		Box / x2
33.540	2007 ▶	ED1803 - ED2303	EE1853 - EE2253	EF2353		Box / x2
33.680	2007 ▶	ED1803 - ED2303	EE1853 - EE2253	EF2353		Box / x2
ÜL						
ÜL 242, ÜL 272, ÜL 292, ÜL 312, ÜL 313, ÜL 322, ÜL 353	1989 ▶	ED1803	EE1853		EG1803	Bus / x2

MERCEDES BENZ

ACTROS						
1831, 1835, 1840, 1843, 1848, 1853, 1857	1997 ▶ 2002	ED1803 - ED2303	EE1853 - EE2253	EF2353	EG1803	Box / x2
2031, 2035, 2040, 2043, 2048, 2053	1997 ▶ 2002	ED1803 - ED2303	EE1853 - EE2253	EF2353	EG1803	Box / x2
2531, 2535, 2540, 2543, 2548, 2553, 2557	1996 ▶ 2002	ED1803 - ED2303	EE1853 - EE2253	EF2353	EG1803	Box / x2
2631, 2635, 2640, 2643, 2648, 2653, 2657	1996 ▶ 2002	ED1803 - ED2303	EE1853 - EE2253	EF2353	EG1803	Box / x2
3231, 3235, 3240, 3243	1997 ▶ 2002	ED1803 - ED2303	EE1853 - EE2253	EF2353	EG1803	Box / x2
3331, 3335, 3340, 3343, 3346, 3348, 3353, 3357	1997 ▶ 2002	ED1803 - ED2303	EE1853 - EE2253	EF2353	EG1803	Box / x2
4140, 4143, 4148	1997 ▶ 2002	ED1803 - ED2303	EE1853 - EE2253	EF2353	EG1803	Box / x2
ACTROS MP2						
1832, 1836, 1841, 1844, 1846, 1848, 1850, 1854, 1858	2003 ▶	ED1803 - ED2303	EE1853 - EE2253	EF2353		Box / x2
1860	2005 ▶	ED1803 - ED2303	EE1853 - EE2253	EF2353		Box / x2
2032, 2036, 2041, 2044, 2046, 2048, 2050, 2051	2003 ▶	ED1803 - ED2303	EE1853 - EE2253	EF2353		Box / x2
2532, 2536, 2541, 2544, 2546, 2548, 2551	2003 ▶	ED1803 - ED2303	EE1853 - EE2253	EF2353		Box / x2
2555	2005 ▶	ED1803 - ED2303	EE1853 - EE2253	EF2353		Box / x2

TOEPASSIGEN
APPLICATIONS

EXPERT
ENDURANCE


EXPERT

PROFESSIONAL
POWER

PROFESSIONAL

i

MERCEDES BENZ (Cont.)						
ACTROS MP2						
2632,2636, 2641, 2644, 2646, 2648, 2650, 2654, 2654LK, 2658	2003 ▶	ED1803 - ED2303	EE1853 - EE2253	EF2353		Box / x2
3231, 3241	2003 ▶	ED1803 - ED2303	EE1853 - EE2253	EF2353		Box / x2
3331, 3332, 3336, 3341, 3344, 3346, 3348, 3350, 3351, 3354, 3355	2003 ▶	ED1803 - ED2303	EE1853 - EE2253	EF2353		Box / x2
4140, 4141, 4144, 4146	2003 ▶	ED1803 - ED2303	EE1853 - EE2253	EF2353		Box / x2
4148	2000 ▶	ED1803 - ED2303	EE1853 - EE2253	EF2353	EG1803	Box / x2
4151	2005 ▶	ED1803 - ED2303	EE1853 - EE2253	EF2353		Box / x2
ATEGO						
712, 714, 715, 717	1998 ▶ 2004	ED1353 - ED1803	EE1403 - EE1853	EF1453	EG1403	Box / x2
812, 814, 815, 817, 823	1998 ▶ 2004	ED1353 - ED1803	EE1403 - EE1853	EF1453	EG1403	Box / x2
917, 923, 925	1998 ▶ 2004	ED1353 - ED1803	EE1403 - EE1853	EF1453	EG1403	Box / x2
1017, 1023	1998 ▶ 2004	ED1353 - ED1803	EE1403 - EE1853	EF1453	EG1403	Box / x2
1214, 1215, 1217, 1223, 1225, 1228	1998 ▶ 2004	ED1353 - ED1803	EE1403 - EE1853	EF1453	EG1403	Box / x2
1317, 1323, 1325, 1328	1998 ▶ 2004	ED1353 - ED1803	EE1403 - EE1853	EF1453	EG1403	Box / x2
1517, 1523, 1525, 1528	1998 ▶ 2004	ED1353 - ED1803	EE1403 - EE1853	EF1453	EG1403	Box / x2
1823, 1828	1998 ▶ 2004	ED1353 - ED1803	EE1403 - EE1853	EF1453	EG1403	Box / x2
2523, 2528	1998 ▶ 2004	ED1353 - ED1803	EE1403 - EE1853	EF1453	EG1403	Box / x2
2628	1998 ▶ 2004	ED1353 - ED1803	EE1403 - EE1853	EF1453	EG1403	Box / x2
ATEGO 2						
712, 715	2004 ▶	ED1353 - ED1803	EE1403 - EE1853	EF1453		Box / x2
812, 815, 818, 822	2004 ▶	ED1353 - ED1803	EE1403 - EE1853	EF1453		Box / x2
823, 824	1998 ▶	ED1353 - ED1803	EE1403 - EE1853	EF1453	EG1403	Box / x2
915, 916, 918, 922, 923, 924	2004 ▶	ED1353 - ED1803	EE1403 - EE1853	EF1453		Box / x2
1016, 1018, 1022, 1023, 1024	2004 ▶	ED1353 - ED1803	EE1403 - EE1853	EF1453		Box / x2
1215, 1216, 1218, 1222, 1223, 1224, 1226, 1228	2004 ▶	ED1353 - ED1803	EE1403 - EE1853	EF1453		Box / x2
1318, 1322, 1323, 1324, 1326, 1328	2004 ▶	ED1353 - ED1803	EE1403 - EE1853	EF1453		Box / x2
1518, 1522, 1523, 1524, 1526, 1528, 1529	2004 ▶	ED1353 - ED1803	EE1403 - EE1853	EF1453		Box / x2
AXOR						
1823, 1835, 1840, 1843	2002 ▶ 2004	ED1803 - ED2303	EE1853 - EE2253	EF2353		Box / x2
2523, 2528, 2535, 2540, 2543	2002 ▶ 2004	ED1803 - ED2303	EE1853 - EE2253	EF2353		Box / x2
2623, 2628	2002 ▶ 2004	ED1803 - ED2303	EE1853 - EE2253	EF2353		Box / x2
3228	2002 ▶ 2004	ED1803 - ED2303	EE1853 - EE2253	EF2353		Box / x2
AXOR 2						
1823, 1826, 1828, 1829, 1833, 1836, 1840, 1843	2004 ▶	ED1803 - ED2303	EE1853 - EE2253	EF2353		Box / x2
2528, 2533, 2535, 2540, 2543	2004 ▶	ED1803 - ED2303	EE1853 - EE2253	EF2353		Box / x2
2628, 1633, 2636, 2640, 2643	2004 ▶	ED1803 - ED2303	EE1853 - EE2253	EF2353		Box / x2
3236, 3240, 3243	2004 ▶	ED1803 - ED2303	EE1853 - EE2253	EF2353		Box / x2
CITARO						
O 530 G, GNG, L, N, NG	1998 ▶	ED2303 - G210	EE2253	EF2353	EG2103	Bus / Gel / x2
CITO						
O 520 130 kW	1999 ▶	ED2303 - G210	EE2253	EF2353	EG2103	Bus / Gel / x2
CONECTO						
O 345 C, H, M, UE	2001 ▶	ED2303 - G210	EE2253	EF2353		Bus / Gel / x2
ECONIC						
1823 LL, 1828 LL, 2628 LL	1998 ▶	ED1803 - ED2303	EE1853 - EE2253	EF2353	EG1803 - EG2103	Box / x2
LK/LN2						
709, 711, 809, 811, 814, 817, 914, 917	1984 ▶ 1998				EG1355	x2
1114	1987 ▶ 1998	ED1803 - ED2303	EE1853 - EE2253	EF2353	EG1803 - EG2103	Box / x2
1117, 1120, 1124, 1214, 1217, 1314, 1317, 1320, 1324	1984 ▶ 1998				EG1355	x2
1514, 1517, 1520, 1524, 1720, 1724, 2020, 2024	1989 ▶ 1998				EG1355	x2
O 1114, O 1114 L, O 814, O 814 L	1984 ▶ 1998				EG1355	Bus / x2
LP						
LP 608, LP 709, LP 808, LP 809, LP 813, LP 913	1963 ▶ 1984				EG1355	x2
LP 911 B, LP 1013, LP 1113	1967 ▶ 1984				EG1355	x2
LPK 608, LPK 808, LPKF 608, LPKF 808	1969 ▶ 1984				EG1355	x2
LPK 709, LPK 809, LPKF 709, LPKF 809	1977 ▶ 1984				EG1355	x2
LPK 813, LPK 913, LPK 1013	1973 ▶ 1984				EG1355	x2







EXPERT ENDURANCE



EXPERT

PROFESSIONAL POWER




PROFESSIONAL



MERCEDES BENZ (Cont.)						
LP						
LPKO 608, LPO 608, LPO 808, LPS 608 , LPLS 608	1963 ▶ 1984				EG1355	x2
LPKO 709, LPO 709, LPO 809, LPS 709, LPLS 709	1963 ▶ 1984				EG1355	x2
LPL 608, LPL 709, LPL 808, LPL 809, LPL 813, LPL 913	1963 ▶ 1984				EG1355	x2
LPL 1013, LPL 1113	1976 ▶ 1984				EG1355	x2
LPO 813, LPS 813, LPLS 813	1963 ▶ 1984				EG1355	x2
LPS 911 B, LPS 913	1967 ▶ 1984				EG1355	x2
MB TRAC						
65/70, 700, 800, 900	1973 ▶ 1991				EG1355	x2
1000, 1100	1982 ▶ 1991	ED1803	EE1853		EG1803	x2
1300, 1400, 1500	1976 ▶ 1991	ED1803 - ED2303	EE1853 - EE2253	EF2353	EG1803 - EG2103	Box / x2
1600, 1800	1990 ▶ 1991	ED1803 - ED2303	EE1853 - EE2253	EF2353	EG1803 - EG2103	Box / x2
MK						
1222, 1224, 1226, 1227, 1231, 1234	1989 ▶ 1994	ED1353 - ED1803	EE1403 - EE1853	EF1453	EG1403	Box / x2
1417, 1420, 1422, 1424, 1426, 1427, 1429, 1431	1987 ▶ 1996	ED1353 - ED1803	EE1403 - EE1853	EF1453	EG1403	Box / x2
1624, 1627	1987 ▶ 1996	ED1353 - ED1803	EE1403 - EE1853	EF1453	EG1403	Box / x2
1717, 1720, 1722, 1726, 1727, 1729, 1733	1987 ▶ 1994	ED1353 - ED1803	EE1403 - EE1853	EF1453	EG1403	Box / x2
1820, 1824, 1827, 1831, 1834	1987 ▶ 1996	ED1353 - ED1803	EE1403 - EE1853	EF1453	EG1403	Box / x2
1926	1987 ▶ 1996	ED1353 - ED1803	EE1403 - EE1853	EF1453	EG1403	Box / x2
2320, 2327	1987 ▶ 1996	ED1353 - ED1803	EE1403 - EE1853	EF1453	EG1403	Box / x2
2420, 2422, 2426, 2427, 2429, 2431, 2433	1987 ▶ 1996	ED1353 - ED1803	EE1403 - EE1853	EF1453	EG1403	Box / x2
2522, 2524, 2427, 2531, 2534	1987 ▶ 1996	ED1353 - ED1803	EE1403 - EE1853	EF1453	EG1403	Box / x2
3231	1987 ▶ 1996	ED1353 - ED1803	EE1403 - EE1853	EF1453	EG1403	Box / x2
NG						
1013, 1017, 1019	1976 ▶ 1985	ED1353 - ED1803	EE1403 - EE1853	EF1453	EG1403	Box / x2
1213, 1217, 1219, 1222, 1225, 1228	1975 ▶ 1991	ED1353 - ED1803	EE1403 - EE1853	EF1453	EG1403	Box / x2
1413, 1414, 1417, 1419, 1420, 1422, 1424, 1425, 1428, 1429	1973 ▶ 1996	ED1353 - ED1803	EE1403 - EE1853	EF1453	EG1403	Box / x2
1613, 1614, 1617, 1619, 1620, 1622, 1624, 1625, 1626, 1628	1973 ▶ 1996	ED1353 - ED1803	EE1403 - EE1853	EF1453	EG1403	Box / x2
1632, 1633, 1635, 1636, 1638, 1644	1973 ▶ 1996	ED1353 - ED1803	EE1403 - EE1853	EF1453	EG1403	Box / x2
1719	1973 ▶ 1982	ED1353 - ED1803	EE1403 - EE1853	EF1453	EG1403	Box / x2
1814	1984 ▶ 1991	ED1353 - ED1803	EE1403 - EE1853	EF1453	EG1403	Box / x2
1919, 1922, 1926, 1928, 1932, 1933, 1935, 1936, 1938, 1944	1974 ▶ 1991	ED1353 - ED1803	EE1403 - EE1853	EF1453	EG1403	Box / x2
2025, 2026, 2028, 2032, 2033, 2035, 2036	1973 ▶ 1996	ED1353 - ED1803	EE1403 - EE1853	EF1453	EG1403	Box / x2
2219, 2220, 2222, 2224, 2225, 2226, 2228	1973 ▶ 1996	ED1353 - ED1803	EE1403 - EE1853	EF1453	EG1403	Box / x2
2232, 2233, 2235, 2236, 2238, 2244	1973 ▶ 1996	ED1353 - ED1803	EE1403 - EE1853	EF1453	EG1403	Box / x2
2422, 2425, 2428, 2433, 2438, 2444	1973 ▶ 1996	ED1353 - ED1803	EE1403 - EE1853	EF1453	EG1403	Box / x2
2528, 2536	1980 ▶ 1991	ED1353 - ED1803	EE1403 - EE1853	EF1453	EG1403	Box / x2
2626, 2628, 2632, 2633, 2635, 2636, 2644	1973 ▶ 1996	ED1353 - ED1803	EE1403 - EE1853	EF1453	EG1403	Box / x2
3025, 3028, 3033, 3036, 3038	1981 ▶ 1991	ED1353 - ED1803	EE1403 - EE1853	EF1453	EG1403	Box / x2
3228, 3235, 3250	1985 ▶ 1994	ED1353 - ED1803	EE1403 - EE1853	EF1453	EG1403	Box / x2
3328, 3333, 3335, 3336, 3338	1981 ▶ 1986	ED1353 - ED1803	EE1403 - EE1853	EF1453	EG1403	Box / x2
3528, 3535, 3536, 3544	1973 ▶ 1996	ED1353 - ED1803	EE1403 - EE1853	EF1453	EG1403	Box / x2
3836, 3850	1981 ▶ 1994	ED1353 - ED1803	EE1403 - EE1853	EF1453	EG1403	Box / x2
O						
O 301	1986 ▶ 1987	ED1353	EE1403	EF1453	EG1403	Bus / x2
O 302, O 303	1964 ▶ 1983	ED1803	EE1853		EG1803	Bus / x2
O 305, O 307	1973 ▶ 1987	ED1803 - ED2303	EE1853 - EE2253	EF2353	EG1803 - EG2103	Box / Bus / x2
O 309, O 309 B	1968 ▶ 1989				EB950	Bus / x2
O 317	1966 ▶ 1976	ED1803	EE1853		EG1803	Bus / x2
O 340, O 340 Tourismo	1991 ▶ 1995	ED2303 - G210	EE2253	EF2353	EG2103	Bus / Gel / x2
O 402	1986 ▶ 1991				EG1355	Bus / x2
O 404, O 405, O 407, O 408	1984 ▶ 2001	ED1803 - ED2303	EE1853 - EE2253	EF2353	EG1803 - EG2103	Box / Bus / x2
SK						
1728, 1729, 1735, 1748	1987 ▶ 1996	ED1353 - ED1803	EE1403 - EE1853	EF1453	EG1403	Box / x2
1831, 1834, 1838, 1840, 1844, 1850, 1853	1987 ▶ 1996	ED1353 - ED1803	EE1403 - EE1853	EF1453	EG1403	Box / x2
1922, 1929, 1935, 1945, 1948	1988 ▶ 1992	ED1353 - ED1803	EE1403 - EE1853	EF1453	EG1403	Box / x2
2024, 2027, 2031, 2038, 2044, 2050, 2055	1991 ▶ 1996	ED1353 - ED1803	EE1403 - EE1853	EF1453	EG1403	Box / x2

TOEPASSINGEN
APPLICATIONS

		SPARE ORIGINAL PART MER 1400/2002/EC		MATCHING QUALITY PART MER 1400/2002/EC			
		EXPERT ENDURANCE	EXPERT	PROFESSIONAL POWER	PROFESSIONAL		
MERCEDES BENZ (Cont.)							
SK							
2422, 2429, 2434, 2435, 2448	1987 ▶ 1996	ED1353 - ED1803	EE1403 - EE1853	EF1453	EG1403	Box / x2	
2531, 2534, 2538, 2544, 2550, 2553	1987 ▶ 1996	ED1353 - ED1803	EE1403 - EE1853	EF1453	EG1403	Box / x2	
2629, 2631, 2634, 2635, 2638, 2644, 2645, 2648, 2650, 2653	1988 ▶ 1996	ED1353 - ED1803	EE1403 - EE1853	EF1453	EG1403	Box / x2	
3050, 3053	1993 ▶ 1996	ED1353 - ED1803	EE1403 - EE1853	EF1453	EG1403	Box / x2	
3229, 3233, 3234, 3235, 3236	1988 ▶ 1996	ED1353 - ED1803	EE1403 - EE1853	EF1453	EG1403	Box / x2	
3236, 3238, 3244, 3248, 3250, 3255	1987 ▶ 1996	ED1353 - ED1803	EE1403 - EE1853	EF1453	EG1403	Box / x2	
3529, 3534, 3535, 3538, 3544, 3548, 3550, 3553	1987 ▶ 1996	ED1353 - ED1803	EE1403 - EE1853	EF1453	EG1403	Box / x2	
4050	1987 ▶	ED1353 - ED1803	EE1403 - EE1853	EF1453	EG1403	Box / x2	
4844, 4850	1987 ▶ 1994	ED1353 - ED1803	EE1403 - EE1853	EF1453	EG1403	Box / x2	
SPRINTER (905)							
616 CDI	2001 ▶				EB950	x2	
T1/TN							
407 D, 408 D, 409 D, 410, 410 D	1981 ▶ 1995				EB950	x2	
T2/L							
L 405, L 407, L 408, L 409, L 410, L 508, L 608, L613, L911	1970 ▶ 1988				EB950	x2	
LF 409	1975 ▶ 1982				EB950	x2	
LK 408, LK 608, LK 911, LKO 508, LKO911	1972 ▶ 1988				EB950	x2	
LS 911	1972 ▶ 1983				EB950	x2	
T2/LN1							
507, 508, 609, 611, 709, 711, 714, 809, 811, 814	1986 ▶ 1994				EG1355	x2	
O 609, O 611, O 614	1987 ▶ 1992				EG1355	x2	
TOURINO							
O 510	2003 ▶	ED2303 - G210	EE2253	EF2353		Bus / Gel / x2	
TOURISMO							
O 350	1995 ▶	ED2303 - G210	EE2253	EF2353	EG2103	Bus / Gel / x2	
TOURO							
O 500	2001 ▶	ED2303 - G210	EE2253	EF2353		Bus / Gel / x2	
TRAVEGO							
O 580	1999 ▶	ED2303 - G210	EE2253	EF2353	EG2103	Bus / Gel / x2	
UNIMOG							
U 52, U 60 T	1977 ▶ 1988				EG1008	x2	
U 66, U 90, U 100, U 100L, U 110, U 125, U 130	1969 ▶ 1988	ED1353	EE1403	EF1453	EG1403	x2	
U 138					EB950		
U 140L, U 140T	1992 ▶	ED1353	EE1403	EF1453	EG1403	x2	
U 148		ED1353	EE1403	EF1453	EG1403		
U 300, U 300 L, U 400, U 400L, U 500, U 500 L	2000 ▶	ED1353	EE1403	EF1453	EG1403	x2	
U 600, U 650	1988 ▶				EG1008	x2	
U 800, U 800L, U 900, U 1000, U 1000T	1977 ▶ 1990	ED1353	EE1403	EF1453	EG1403	x2	
U 1150, U 1150L, U 1200, U 1200T, U 1250, U 1250L	1982 ▶ 1988	ED1353	EE1403	EF1453	EG1403	x2	
U 1300, U 1300L, U 1350L, U 1400, U 1450	1977 ▶ 1988	ED1353	EE1403	EF1453	EG1403	x2	
U 1500, U 1500T, U 1550, U 1550L, U 1600, U 1650	1977 ▶	ED1353	EE1403	EF1453	EG1403	x2	
U 1700, U 1700L, U 1700T, U 1750, U 1800, U 1800T, U 1850	1978 ▶	ED1353	EE1403	EF1453	EG1403	x2	
U 2100, U 2100T, U 2150T, U 2400, U 2400TG, U 2450, U 2450L	1989 ▶	ED1353	EE1403	EF1453	EG1403	x2	
U 3000, U 4000, U 5000	2002 ▶				EG1008	x2	
UX 100H, UX 100M	1996 ▶	ED1353	EE1403	EF1453	EG1403	x2	
VARIO							
512 D, 612 D, 613 D, 614 D, 615 D, 616 D	1996 ▶				EB950	Van / x2	
618 D	2006 ▶				EB950	Van / x2	
810 DT, 812 D, 813 D, 813 DA, 814 D, 814 DA	1996 ▶				EB950	Van / x2	
815 D, 815 DA, 816 D, 816 DA	1996 ▶				EB950	Van / x2	
818 D, 818 DA	2006 ▶				EB950	Van / x2	
O 810, O 812, O 814, O 815	1996 ▶				EB950	Bus / x2	
METROCAB (MCW)							
Metrocab 2.5Di	1986 ▶				EG1100		

							
		EXPERT ENDURANCE	EXPERT	PROFESSIONAL POWER	PROFESSIONAL		
MITSUBISHI							
CANTER							
35	1996 ▶ 1999				EG1101	x2	
55	2001 ▶				EG1101	x2	
60	1986 ▶				EG1101	x2	
65	1994 ▶ 1997				EG1101	x2	
MULTICAR							
FUMO							
2.8, 3.0	2001 ▶				EB950		
M25							
1.9, 2.2	1991 ▶ 1992				EB950		
M26							
1.9, 2.5, 2.8	1992 ▶ 1996				EB950		
EcoLine, ProfiLine, TransLine	2003 ▶				EB950		
TREMO							
501, 601	1998 ▶				EB950		
Carrier, Carrier S	2004 ▶				EB950		
UX100							
UX100H, UX100M	1999 ▶				EB950		
NEOPLAN							
CENTROLINER							
N 4407, N 4411, N 4416, N 4420, N 4421	1998 ▶	ED1803	EE1853		EG1803	Bus / x2	
CITYLINER							
N 116	1990 ▶ 1993	ED1803	EE1853		EG1803	Bus / x2	
N 116/3 HC	2004 ▶	ED1803	EE1853			Bus / x2	
N 1216 HD, N 1216 HDC	2006 ▶	ED1803	EE1853			Bus / x2	
EUROLINER							
N 3316 U, N 3316 K, N 3316 KL, N 3316 UL, N 3318/3 U	1998 ▶	ED1803	EE1853		EG1803	Bus / x2	
JETLINER							
N 208, N 213, N 214, N 216	1990 ▶ 1993	ED1803	EE1853		EG1803	Bus / x2	
SKYLINER							
N 122, N 122/3	1990 ▶ 1993	ED2303 - G210	EE2253	EF2353	EG2103	Bus / Gel / x2	
N 122/3 L	2004 ▶	ED2303 - G210	EE2253	EF2353		Bus / Gel / x2	
SPACELINER							
N 117, N 117/3	1990 ▶ 1993	ED2303 - G210	EE2253	EF2353	EG2103	Bus / Gel / x2	
STARLINER							
N 516, N 516/3	1996 ▶	ED2303 - G210	EE2253	EF2353	EG2103	Bus / Gel / x2	
N 5218 SHD	2005 ▶	ED2303 - G210	EE2253	EF2353		Bus / Gel / x2	
TOURLINER							
N 2216 SHD, N 2216 SHDL	2003 ▶	ED2303 - G210	EE2253	EF2353		Bus / Gel / x2	
TRANSLINER							
N	1993 ▶	ED1803	EE1853		EG1803	Bus / x2	
TRENDLINER							
N 3516 U, N 3516/3 UL	2004 ▶	ED2303 - G210	EE2253	EF2353		Bus / Gel / x2	
NISSAN							
ATLEON							
110.35, 110.56	2002 ▶				EG1100	x2	
120.35, 120.56	2002 ▶				EG1100	x2	
140.75	2002 ▶				EG1100	x2	
165.75	2002 ▶				EG1100	x2	
ECO							
35, 40, 56, 67	1999 ▶				EG1100 - EG1250	Box / x2	
T 100					EG1250	x2	
L							
50, 60, 70, 75, 80, 90, 95	1997 ▶				EG1102		
50, 60, 70, 75, 80, 90, 95	1999 ▶				EG1102		
OTHERS							
CM 80, CM 85, CM 90	1978 ▶ 1990				EB705	x2	

		SPARE ORIGINAL PART BIR 1400/2002/EC		MATCHING QUALITY PART BIR 1400/2002/EC			
		EXPERT ENDURANCE	EXPERT	PROFESSIONAL POWER	PROFESSIONAL		
NISSAN (Cont.)							
OTHERS							
CMA 81, CMA 86, Turbo	1981 ▶ 1994				EG1355	x2	
CME 88	1987 ▶				EG1406	x2	
Ebro Trade	1985 ▶				EB1005		
H40, H610, H613	1984 ▶ 1992				EG1008	x2	
LK 1222, LK 1324	1995 ▶				EG1406	x2	
M 90, M 110, M 115, M 130, M 140					EB950	Van	
MK 819, MK 822, MK 824, MK 1019, MK 1124	1995 ▶				EG1406	x2	
NYSA							
Alle modellen Tous les modèles					EB705		
PEGASO							
110.45	1990 ▶	ED1803	EE1853		EG1803	x2	
360		ED1803	EE1853		EG1803	x2	
1223 T, 1226, 1231 R, 1234 T, 1236		ED1803	EE1853		EG1803	x2	
2331		ED1803	EE1853		EG1803	x2	
2431 K		ED1803	EE1853		EG1803		
3041, 3560		ED1803	EE1853		EG1803	x2	
Comet 1091, Comet 1098					EB950	Van / x2	
Ekus 100 Turbo					EB950	Van / x2	
J4 800, J4 1100					EB950	Van / x2	
PRAGA							
S 5 T					EG1355	Van / x2	
UV 80					EB950	Van	
V 3 S					EG1355	Van	
RENAULT TRUCKS							
B SERIE							
B 70, B 80, B 90, B 110, B 120					EB950		
C SERIE							
C 210.19, 230ti.19	1982 ▶ 1992	ED1353	EE1403	EF1453	EG1403	x2	
CBH 280, CBH 320, CBH 340, CBH 350, CBH 380, CBH 385	1986 ▶ 1992	ED1803	EE1853		EG1803	x2	
CCH 300, CLM 320, CLR 230 19	1990 ▶ 1998	ED1803	EE1853		EG1803	x2	
G SERIE							
G 170, G 200, G 210, G 220, G 230, G 260, G 270, G 280, G 290	1983 ▶ 1993	ED1353	EE1403	EF1453	EG1403	x2	
G 270.13, G270.13 SP, G270.14 SP Manager	1993 ▶ 1996	ED1353	EE1403	EF1453	EG1403	x2	
J SERIE							
JE, JN, JK, JP, JR	1984 ▶				EG1008	x2	
KERAX							
260, 270, 300, 320, 340, 370, 385, 400, 420	1997 ▶	ED1803	EE1853		EG1803	x2	
DXi11	2006 ▶	ED1803 - ED2303	EE1853 - EE2253	EF2353		Box / x2	
M SERIE							
M 140, M 150, M 160, M 180, M 200, M 210, M 230, M 250	1989 ▶ 2000	ED1353 - ED1803	EE1403 - EE1853	EF1453	EG1403	Box / x2	
MAGNUM							
AE380, AE385, AE420, AE520	1992 ▶ 2000	ED1803 - ED2303	EE1853 - EE2253	EF2353	EG1803	Box / x2	
DXi12, DXi13	2005 ▶	ED1803 - ED2303	EE1853 - EE2253	EF2353		Box / x2	
E.TECH 400, 440, 480	2000 ▶ 2005	ED1803 - ED2303	EE1853 - EE2253	EF2353	EG1803 - EG2103	Box / x2	
MASCOTT							
90, 110, 130, 140 (Phase 1)	1999 ▶				EG1102		
DXi Phase 2	2004 ▶				EG1102		
DXi Phase 3	2007 ▶				EG1102		
MASTER							
Phase 1	1997 ▶ 2003				EB950	Van	
Phase 2 DCi 82, 90, 100, 115, 136	2003 ▶				EB950	Van	
Phase 3	2006 ▶				EB950	Van	
MAXITY							
110 cv, 130 cv	2007 ▶				EG1102		
150 cv	2007 ▶				EB740	x2	



		EXPERT ENDURANCE	EXPERT	PROFESSIONAL POWER	PROFESSIONAL	
RENAULT TRUCKS (Cont.)						
MAXTER						
320 26 D, G300 32 D		ED1803	EE1853		EG1803	x2
MIDIUM						
135, 150, 180, 210, 250	2000 ▶	ED1353 - ED1803	EE1403 - EE1853	EF1453	EG1403	Box / x2
DXi5/7	2006 ▶	ED1353 - ED1803	EE1403 - EE1853	EF1453		Box / x2
PREMIUM DISTRIBUTION						
210, 250, 260, 300, 340, 400	1996 ▶	ED1803	EE1853		EG1803	x2
DXi7	2006 ▶	ED1803	EE1853			x2
PREMIUM ROUTE						
300, 340, 385, 400, 420	1996 ▶	ED1803	EE1853		EG1803	x2
DXi11	2006 ▶	ED1803 - ED2303	EE1853 - EE2253	EF2353		Box / x2
R SERIE						
R 340, 350, 380 Major	1991 ▶ 1996	ED1803	EE1853		EG1803	x2
S SERIE						
S 120, S 135, S 140, S 150, S 160, S 170, S 180, S 210, S 220	1983 ▶ 2000	ED1353	EE1403	EF1453	EG1403	x2
ROBUR						
Alle modellen Tous les modèles					EG1705	
ROMAN						
L60, S400, W50		ED1803	EE1853		EG1803	
All Other Types		ED2303	EE2253	EF2353	EG2103	
SANTANA						
LR119 2,3					EG1250	
SAVA						
5720					EB950	
J41000, J41100, J4700, J4800					EB950	
SCAMMEL						
Handyman					EB950	
SCANIA						
2 SERIES						
82	1981 ▶ 1986	ED1353	EE1403	EF1453	EG1403	x2
92, 112	1981 ▶ 1986	ED1353 - ED1803	EE1403 - EE1853	EF1453	EG1403	Box / x2
CK112, CN112	1988 ▶ 1996	ED1803	EE1853		EG1803	Bus / x2
CR112	▶ 1996				EG145A	Bus / x2
K 82, K 92, K112	1990 ▶ 1996	ED1803	EE1853		EG1803	Bus / x2
P 82 4x2, P 82M 4x2, P 82MA 4x2, P 82 6x3, P82 6x4, P82 8x4	1981 ▶ 1986	ED1803	EE1853		EG1803	x2
P 92 30T, P 92HB 24, P92HB 32	1985 ▶ 1988	ED1803	EE1853		EG1803	x2
P 92M 24, P92M 32, P92M 38, P 92MA 32, P92MA 38	1985 ▶ 1988	ED1803	EE1853		EG1803	x2
P 112M 32, P 112M 38, P112MA 16, P 112 47T, P112MA 4x2	1981 ▶ 1988	ED1803	EE1853		EG1803	x2
R 112H, R 112HS, R 112M, R 112MA	1981 ▶ 1988	ED1803	EE1853		EG1803	x2
R 142 81T, R 142E, R 142H, R 142M	1980 ▶ 1988	ED1803	EE1853		EG1803	x2
S 82 CL, S 82 HR, S 92, S112	1981 ▶	ED1803	EE1853		EG1803	x2
SF 82, SF 112	1990 ▶ 1996	ED1803	EE1853		EG1803	Bus / x2
T142 E, T142 MA	1980 ▶ 1988	ED1803	EE1853		EG1803	x2
3 SERIES						
93, 113, 143	1991 ▶ 1996	ED1353 - ED1803	EE1403 - EE1853	EF1453	EG1403	Box / x2
CN113, CR113	▶ 1996				EG145A	Bus / x2
K 93, K113	1990 ▶ 1996	ED1803	EE1853		EG1803	Bus / x2
L113	1990 ▶ 1996	ED1803	EE1853		EG1803	Bus / x2
P 93 250 4x2 Tractor Unit, P 93 280 6x2/6x2 Rigid/6x4 Tipper	1991 ▶	ED1803	EE1853		EG1803	x2
P 93 HL 250 6x2, P 93 M 210 17, P93 M 250 17	1988 ▶	ED1803	EE1853		EG1803	x2
P 93 MA 220, P93 MA 230, P93 MA 280, P 93 MK 280	1988 ▶	ED1803	EE1853		EG1803	x2
P113 4x2/6x2, P113 MA 320, P113 MA 360	1988 ▶	ED1803	EE1853		EG1803	x2
P113 MK 320, P113 ML 320, R113 320 4x2/6x2, R113 350 4x2/6x2	1988 ▶	ED1803	EE1853		EG1803	x2
R113 MV 320, R113 HL 360, R113 MA 360	1988 ▶	ED1803	EE1853		EG1803	x2
R143 EL 500, R143 4x2	1988 ▶ 1996	ED1803	EE1853		EG1803	x2
R143 MA 400, R143 MA 450, R143 MA 470, R143 MA 500	1988 ▶ 1996	ED1803	EE1853		EG1803	x2
T 93, T 93 H 250, T 93 H 280	1991 ▶ 1996	ED1353 - ED1803	EE1403 - EE1853	EF1453	EG1403	Box / x2








**EXPERT
ENDURANCE**

EXPERT



**PROFESSIONAL
POWER**

PROFESSIONAL



SCANIA (Cont.)						
3 SERIES						
T113	1990 ▶ 1996	ED1803	EE1853		EG1803	x2
T113 E, T113 H	1988 ▶ 1996	ED1803	EE1853		EG1803	x2
T143	1991 ▶ 1996	ED1803 - ED2303	EE1853 - EE2253	EF2353	EG1803	Box / x2
T143 E 420, T143 H 420	1991 ▶ 1996	ED2303	EE2253	EF2353	EG2103	x2
3 SERIES BUS						
K 93	1991 ▶ 1996	ED1353	EE1403	EF1453	EG1403	Bus / x2
K113, L113	1990 ▶ 1996	ED1803 - ED2303	EE1853 - EE2253	EF2353	EG1803	Box / Bus / x2
4 SERIES						
94, 94 L 310	1996 ▶	ED1803	EE1853		EG1803	x2
114	1998 ▶	ED1803	EE1853		EG1803	x2
124	1996 ▶	ED2303	EE2253	EF2353	EG2103	x2
124	1997 ▶	ED1803	EE1853		EG1803	Bus / x2
144	1995 ▶	ED2303	EE2253	EF2353	EG2103	x2
164	2000 ▶	ED2303	EE2253	EF2353	EG2103	x2
CK 94, CL 94, CN 94	1999 ▶	ED2303 - G210	EE2253	EF2353		Bus / Gel / x2
P 94, P114, P124	1996 ▶	ED1803	EE1853		EG1803	x2
R124, R144, R164 LA, R164 GA	1996 ▶	ED1803	EE1853		EG1803	x2
S164	2000 ▶	ED1803	EE1853		EG1803	x2
T 94C 260, T94C 310	1996 ▶	ED1353 - ED1803	EE1403 - EE1853	EF1453	EG1403	Box / x2
T 94G 220, T94G 260, T94G 310, T 94G 230, T 94L 310	1996 ▶	ED1353 - ED1803	EE1403 - EE1853	EF1453	EG1403	Box / x2
T114C 340, T114C 380, T114G 340, T114G 380, T114L 340, T114L 380	1996 ▶	ED1803	EE1853		EG1803	x2
T124	1995 ▶	ED2303	EE2253	EF2353	EG2103	x2
T124 C 360, T124 C 400, T124 C 420	1996 ▶	ED1803	EE1853		EG1803	x2
T124 G 360, T124 G 400, T124 G 420	1997 ▶	ED1803	EE1853		EG1803	x2
T124 L 360, T124 L 400, T124 L 420, T124 L 470	1997 ▶	ED1803	EE1853		EG1803	x2
T144	1995 ▶	ED2303	EE2253	EF2353	EG2103	x2
T144 C 460, T144 C 530, T144 G 460, T144 G 530	1995 ▶	ED1803	EE1853		EG1803	x2
T144 L 460, T144 L 530	1995 ▶	ED1803	EE1853		EG1803	x2
G SERIES						
G420	2004 ▶	ED1803	EE1853			x2
P SERIES						
P230, P270, P310, P340, P380, P420, P470	2004 ▶	ED1803	EE1853			x2
R SERIES						
R230, R270, R310, R340, R380, R420, R470	2004 ▶	ED1803	EE1853			x2
R500, R580, R620	2004 ▶	ED1803	EE1853			x2
T SERIES						
T470	2004 ▶ 2005	ED1803	EE1853			x2
OTHERS						
B55, B56, B80, BF80, BR85	▶ 1981				EG145A	Bus / x2
CR 76, CR 85, CR110, CR111	▶ 1996				EG145A	Bus / x2
SL 86		ED1803	EE1853		EG1803	x2
Super 80, 81, 85, 86	1968 ▶ 1980				EG145A	x2
SEDDON ATKINSON						
200 SERIES						
201 (R17N13, R17P16)	1982 ▶ 1986				EG1100	x2
210 (C17, P17) 4x2 Rigid	1993 ▶				EG1100	x2
300 SERIES						
301 (R24L22, R24M466) 6x4 Rigid, 301 (R30L25) 8x4 Rigid	1983 ▶ 1987				EG1100 - EG1250	Box / x2
301 (T17L25, T17L29) 4x2 Tractor Unit	1985 ▶ 1987				EG1100 - EG1250	Box / x2
301 (T22L29) 6x2 Tractor Unit, 301 (T24L29) 6x4 Tractor Unit	1984 ▶ 1987				EG1100 - EG1250	Box / x2
311 (R24C26, R24L22, R24L25, R24L26) 6x4 Rigid	1987 ▶ 1993				EG1250	x2
311 (R30L25, R30L29) 8x4 Rigid	1987 ▶ 1991				EG1250	x2
311 (T17L25) 4x2 Tractor Unit	1989 ▶ 1991				EG1250	x2
400 SERIES						
401 (R30G23, R30G27, R30R26) 8x4 Rigid	1983 ▶ 1987				EG1250	x2
401 (T17C29, T17C25, T17C32) 4x2 Tractor Unit	1979 ▶ 1987				EG1250	x2



		EXPERT ENDURANCE	EXPERT	PROFESSIONAL POWER	PROFESSIONAL	
SEDDON ATKINSON (Cont.)						
401 (T17G23, T17G30, T17G32) 4x2 Tractor Unit	1985 ▶ 1987				EG1250	x2
401 (T17L25, T17R26, T17L29, T17R30) 4x2 Tractor Unit	1980 ▶ 1987				EG1250	x2
401 (T22C29, T22C32, T22R30) 6x2 Tractor Unit	1984 ▶ 1987				EG1250	x2
401 (T24C32, T24R30) 6x4 Tractor Unit	1984 ▶ 1987				EG1250	x2
411 (T17L25, T17L29, T17R30, T17C32) 4x2 Tractor Unit	1987 ▶ 1991				EG1250	x2
411 (T22C32) 6x2 Tractor Unit	1987 ▶ 1988				EG1250	x2
STRATO						
TC 17.28L, TC 17.32C, TC 17.33L, TC 17.33P 4x2 Tractor Unit	1990 ▶				EG1100	x2
TC 17.37C, TC 17.38C, TC 17.38P 4x2 Tractor Unit	1989 ▶				EG1100	x2
TC 17.40P, TC 17.41C, 4x2 Tractor Unit	1992 ▶				EG1100	x2
TC 22.32C, TC 22.33L, TC 22.33P, TC 22.38C 6x2 Tractor Unit	1991 ▶				EG1100	x2
TC 22.38P, TC 22.40P, TC 22.41C 6x2 Tractor Unit	1992 ▶				EG1100	x2
TC 26.28L, TC 32.33L, TC 32.33P 8x4 Rigid	1990 ▶				EG1100	x2
TC 26.41C, TC 32.28L 6x4 Rigid	1990 ▶				EG1100	x2
STRATO/CRUISER						
17.30L, 17.32C, 17.33L, 17.33P, 17.35C, 17.37C 4x2 Tractor Unit	1988 ▶ 1990					x2
17.38C, 17.38P, 17.40C, 17.40P, 17.41C, 17.47C 4x2 Tractor Unit	1988 ▶ 1993					x2
22.32C, 22.33L, 22.33P, 22.37C, 22.38C 6x2 Tractor Unit	1989 ▶ 1993					x2
22.38P, 22.40C, 22.40P, 22.41C, 22.47C 6x2 Tractor Unit	1989 ▶ 1993					x2
STRATO/CRUISER II						
17.275L, 17.325L 4X2 Tractor Unit	1993 ▶					x2
23.325L 6x2 Tipper	1993 ▶					x2
SETRA						
COMFORTCLASS 400						
S 415 GT, S 415 GT HD, S 416 GT HD, S 417 GT HD	2003 ▶	ED2303 - G210	EE2253	EF2353		Bus / Gel / x2
S						
100 S, 140 ES		ED1803	EE1853		EG1803	Bus / x2
100, 110, 120, 130, 140, 150		ED1353	EE1403	EF1453	EG1403	Bus / x2
210	1984 ▶				EG1806	Bus / x2
211, 212, 213, 215 HD, 216 HDS	1983 ▶	ED1353	EE1403	EF1453	EG1403	Bus / x2
SG						
175		ED2303 - G210	EE2253	EF2353	EG2103	Bus / Gel / x2
180		ED1803	EE1853		EG1803	Bus / x2
TOPCLASS 400						
S 411HD, S 415HD, S 415HDH, S 416HDH, S 417HDH, S 431DT	2001 ▶	ED2303 - G210	EE2253	EF2353		Bus / Gel / x2
SISU						
SK						
150	1982 ▶	ED1353	EE1403	EF1453	EG1403	x2
170, 171, 190	1982 ▶	ED1803	EE1853		EG1803	x2
210					EG1705	x2
SL						
150	1982 ▶				EG1705	x2
170, 171, 190, 210	1982 ▶	ED1803	EE1853		EG1803	x2
SM						
220, 280, 300, 332, 372		ED1803	EE1853		EG1803	x2
SR						
160, 300, 320		ED1803	EE1853		EG1803	x2
SKODA						
AB 21		ED1353	EE1403	EF1453	EG1403	Bus / x2
SPYKSTAAL						
Alle modellen Tous les modèles					EB950	
STAR						
266		ED1803	EE1853		EG1803	x2
742					EG1102	x2
C 200		ED1803	EE1853		EG1803	x2
C 28		ED1353	EE1403	EF1453	EG1403	x2

		SPARE ORIGINAL PART BER 1400/2002/EC		MATCHING QUALITY PART BER 1400/2002/EC			
		EXPERT ENDURANCE	EXPERT	PROFESSIONAL POWER	PROFESSIONAL		
TATRA							
Alle modellen Tous les modèles		ED1803	EE1853		EG1803	x2	
URAL							
Alle modellen Tous les modèles		ED1803	EE1853		EG1803	x2	
VAN HOOL							
815 Acron, 815 Alicron, 815 CL, 815 TL		ED2303 - G210	EE2253	EF2353		Bus / Gel / x2	
816 Altano	1996 ▶	ED2303 - G210	EE2253	EF2353		Bus / Gel / x2	
916 Altano	1999 ▶	ED2303 - G210	EE2253	EF2353		Bus / Gel / x2	
VOLVO							
9700							
9700	2001 ▶	ED2303 - G210	EE2253	EF2353		Bus / Gel / x2	
9900							
9900	2001 ▶	ED2303 - G210	EE2253	EF2353		Bus / Gel / x2	
B SERIES							
B 6F	1983 ▶				EG1102	Bus / x2	
B 7	▶ 1983				EG145A	Bus / x2	
B 9F, B 9M, B 10, B 10B, B 10B Ledbuss, B 10M	1988 ▶	ED2303 - G210	EE2253	EF2353		Bus / Gel / x2	
B 10R	1979 ▶ 1987				EG145A	Bus / x2	
B 12	1991 ▶	ED2303 - G210	EE2253	EF2353	EG2103	Bus / Gel / x2	
B 12	1992 ▶	ED1803	EE1853		EG1803	Bus / x2	
B 54	▶ 1987				EG1102	Bus / x2	
B 57, B 58	1979 ▶ 1987				EG145A	Bus / x2	
B 58 Ledbuss, B 59		ED2303 - G210	EE2253	EF2353	EG2103	Bus / Gel / x2	
B 609	1977 ▶ 1978				EB705	Bus / x2	
B 3550, B 5700, B 5800, B 6150, B 6159, B 6350, B 6550					EG145A	Bus / x2	
B 7150, B 7151, B 7155					EG145A	Bus / x2	
F 4							
F 406, F408	1975 ▶ 1986				EG1100	x2	
F 6							
F 609, F610, F611, F612, F613, F614, F615, F616, F617	1975 ▶ 1986				EG1100	x2	
F 7							
Alle modellen Tous les modèles	1978 ▶ 1985	ED1353	EE1403	EF1453	EG1403	x2	
F 10							
F 10/260, F 10/280, F 10/300, F 10/320	1977 ▶ 1990	ED1353 - ED1803	EE1403 - EE1853	EF1453	EG1403	Box / x2	
F 12							
F 12/320, F 12/330, F 12/360, F 12/370, F 12/400, F 12/410	1977 ▶ 1994	ED1353 - ED1803	EE1403 - EE1853	EF1453	EG1403	Box / x2	
F 16							
F 16/470, F 16/485, F 16/500	1988 ▶ 1994	ED1803 - ED2303	EE1853 - EE2253	EF2353	EG1803	Box / x2	
F 80							
F 88/260, F 89/330	1965 ▶ 1977				EG1100	x2	
FE							
FE 240 18, FE 240 22, FE 240 26, FE 280 18, FE 280 22, FE 280 26	2006 ▶	ED1803 - ED2303	EE1853 - EE2253	EF2353		Box / x2	
FE 320 18, FE 320 22, FE 320 26	2006 ▶	ED1803 - ED2303	EE1853 - EE2253	EF2353		Box / x2	
FH							
400, 440, 480, 520	2005 ▶	ED2303	EE2253	EF2353		x2	
FH 12							
FH 12/340, FH 12/380, FH 12/420	1993 ▶	ED1803	EE1853		EG1803	x2	
FH 12/460	1998 ▶	ED1803	EE1853		EG1803	x2	
FH 12/500	2001 ▶	ED1803	EE1853			x2	
FH 16							
FH 16/470, FH 16/520	1993 ▶ 2002	ED1803	EE1853		EG1803	x2	
FH 16/540, FH 16/550	2003 ▶	ED1803	EE1853			x2	
FH 16/610	2003 ▶	ED1803	EE1853			x2	
FL							
FL 180 7,5, FL 180 8, FL 180 9, FL 180 10, FL 180 11, FL 180 12	2000 ▶	ED1353 - ED1803	EE1403 - EE1853	EF1453	EG1403	Box / x2	
FL 180 13, FL 180 14, FL 180 15, FL 180 16, FL 180 17, FL 180 18	2000 ▶	ED1353 - ED1803	EE1403 - EE1853	EF1453	EG1403	Box / x2	
FL 220 7,5, FL 220 8, FL 220 9, FL 220 10, FL 220 11, FL 220 12	2000 ▶	ED1353 - ED1803	EE1403 - EE1853	EF1453	EG1403	Box / x2	
FL 220 13, FL 220 14, FL 220 15, FL 220 16, FL 220 17, FL 220 18	2000 ▶	ED1353 - ED1803	EE1403 - EE1853	EF1453	EG1403	Box / x2	

		SPARE ORIGINAL PART DEF 1400/2002/IC		MATCHING QUALITY PART DEF 1400/2002/IC			
		EXPERT ENDURANCE	EXPERT	PROFESSIONAL POWER	PROFESSIONAL		
VOLVO (Cont.)							
FL							
FL 250 7,5, FL 250 8, FL 250 9, FL 250 10, FL 250 11, FL 250 12	2000 ▶	ED1353 - ED1803	EE1403 - EE1853	EF1453	EG1403	Box / x2	
FL 250 13, FL 250 14, FL 250 15, FL 250 16, FL 250 17, FL 250, 18	2000 ▶	ED1353 - ED1803	EE1403 - EE1853	EF1453	EG1403	Box / x2	
FL 4							
FL 408	1986 ▶ 1989				EG1100	x2	
FL 6							
FL 608, FL 610, FL 611, FL 612, FL 614, FL 615, FL 618, FL 619	1985 ▶ 2000				EG1100	x2	
FL 7							
FL 7/230, FL 7/260, FL 7/290	1985 ▶ 1998	ED1803	EE1853		EG1803	x2	
FL II							
FL 240 12, FL 240 15, FL 240 16, FL 240 18	2006 ▶	ED1803	EE1853			x2	
FL 280 12, FL 280 15, FL 280 16, FL 280 18	2006 ▶	ED1803	EE1853			x2	
FL 10							
FL 10/280, FL 10/320, FL 10/360, FL 10H/320, FL 10H/360	1985 ▶ 1998	ED1353 - ED1803	EE1403 - EE1853	EF1453	EG1403	Box / x2	
FL 12							
FL 12/380, FL 12/420, FL 12H/380, FL 12H/420	1995 ▶ 1998	ED1353 - ED1803	EE1403 - EE1853	EF1453	EG1403	Box / x2	
FLC							
FLC 140	1996 ▶ 2000				EG1100	x2	
FM							
FM 300, FM 340, FM 380, FM 400, FM 440, FM 480	2005 ▶	ED1803 - ED2303	EE1853 - EE2253	EF2353		Box / x2	
FM 7							
FM 7/250, FM 7/290	1998 ▶ 2001	ED1803	EE1853		EG1803	x2	
FM 9							
FM 9/260, FM 9/300, FM 9/340, FM 9/380	2001 ▶ 2005	ED1803	EE1853			x2	
FM 10							
FM 10/320, FM 10/360	1999 ▶ 2001	ED1803 - ED2303	EE1853 - EE2253	EF2353	EG1803	Box / x2	
FM 12							
FM 12/280, FM 12/340, FM 12/420	1998 ▶ 2005	ED1803 - ED2303	EE1853 - EE2253	EF2353	EG1803	Box / x2	
FM 12H/340, FM 12H/380, FM 12H/420	1998 ▶ 2005	ED1803 - ED2303	EE1853 - EE2253	EF2353	EG1803	Box / x2	
FS 7							
FS 718/230, FS 718/260	1994 ▶ 1996	ED1353 - ED1803	EE1403 - EE1853	EF1453	EG1403	Box / x2	
N 10							
N 10/270, N 10/300	1973 ▶ 1989	ED1353 - ED1803	EE1403 - EE1853	EF1453	EG1403	Box / x2	
NH 12							
NH 12/380, NH 12/420	1999 ▶	ED1803	EE1853		EG1803	x2	
NL							
10.280, 10.300	1989 ▶	ED1803	EE1853		EG1803	x2	
10.320, 12.360, 12.410, 12.420	1992 ▶	ED2303	EE2253	EF2353	EG2103	x2	
NL 6							
Alle modellen Tous les modèles	1990 ▶	ED1803	EE1853		EG1803	x2	
NL 7							
Alle modellen Tous les modèles	1990 ▶	ED1803	EE1853		EG1803	x2	
NL 12							
Alle modellen Tous les modèles	1990 ▶	ED1803 - ED2303	EE1853 - EE2253	EF2353	EG1803	Box / x2	
VN							
12 serie	2002 ▶	ED2303	EE2253	EF2353		x2	
OTHERS							
814	1988 ▶				EG1355	Bus / x2	
C10M	1979 ▶ 1987	ED2303 - G210	EE2253	EF2353	EG2103	Bus / Gel / x2	
N7	1973 ▶ 1980				EG1355	x2	
V10	1997 ▶	ED2303 - G210	EE2253	EF2353	EG2103	Bus / Gel / x2	
ZIL							
12V		ED1803	EE1853		EG1803		
24V		ED1803	EE1853		EG1803	x2	
ZUK							
Alle modellen Tous les modèles		ED1803	EE1853		EG1803	x2	

Lined writing area consisting of 24 horizontal lines.